


Н.П. КИМ, Н.П. КИМ

English



5

УДК 373.167.1
ББК 81.2 Англ. я 721
К 40

4-басылышы 2004-жылы жарык көргөн.

Ким Н. П., Ким Н. П.
К 40 Англис тили: Жалпы билим берүүчү орто мектептердин 5-кл. үчү-
окуу китеби. 5-бас. – Б.: «Энциклопедия борбору», 2011. – 224 б., илл.

ISBN 978-9967-14-084-4

К 4306021600 – 051
М 454 (11) – 2011

УДК 373.167.1
ББК 81. 2 Англ. я 721

ISBN 978-9967-14-084-4

© Ким Н. П., Ким Н. П. 2011
© Энциклопедия борбору, 2011.

І ЧЕПРЕК

§ 1



2




Ee Ee

Ii Ii



3



SsSs

NnNn



4




1 2 3 4 5 6 7 8 9 10

Pp Pp

Tt Tt

§ 2


1



Bb Bb

Ll Ll

2



Oo Oo

KkKk


3



Cc Cc

HhHh

4



Uu Uu

YyYy

§ 3

1

Ww Ww

RrRr



2



Mm Mm

GgGg

3





Jj Jj

Zz Zz

4




Ff Ff

VvVv



1




Xx Xx

Qq Qq

2






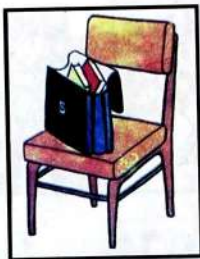
3

11 12 13 14 15 16 17 18 19 20





4



НЕГИЗГИ КУРС

§ 5

1. Сүрөткө карап суроо бергиле.



2. Уккула жана окугула.

Pete, see, he, me, see – sees

3. Окугула.

see	Pete
sees	he
he	me
Pete	sees
me	see

4. Ар бир сөздү өзүнчө сапка толтуруп жазгыла жана үндүү тамгалардын алдын сызгыла.

Pete, he, see, she, bee.

- 2 1. Сүрөттө эмне тартылса ошону баяндап бергиле .



2. Уккандан кийин окугула.

Pen, desk, Ned, Nell, ten, red, nest, pet, hen, ten, pen.

3. Окугула.

pen	Ned	set	nest
ten	Nell	help	hen
pet	red	red	help
hen	nest	desk	pen
desk	let	rest	Ned

4. Уккула жана окугула, андан соң салыштыргыла.

he	pen
me	desk
sees	Ned
see	ten
Pete	red

e	Pete, he
	desk, pen

5. Окугула жана көчүрүп жазгыла.

Pen, Pete, red, see, he, let, desk, me, net, pet, see, help, let, sees, set, Ned.

6. Окугула.

help	net	desk
hen	red	rest
he	Ned	nest

7. Окугула.

Pete sees Ned. He sees Ned.
Nell sees ten pens. Nell sees red pens.

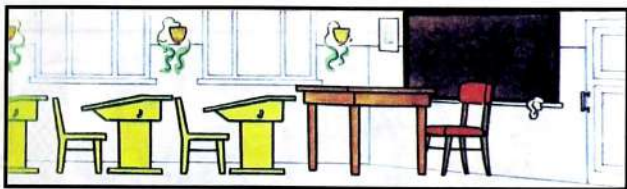
8. Окугула жана сүйлөм түзгүлө.

Pen, ten, red.

3

1. Сүрөткө карап суроо бергиле.

2. Сүрөттө эмне тартылса ошону баяндап бергиле.



3. Уккандан кийин окугула.

tree street

keep green

meet week

ee - green tree

4. Окуп чыгып, сүйлөм түзгүлө.

Tree, keep, meet, street, see, sees, green, week.

5. Окугула.

Pete, desk, we, let, net, pet, red, pen, Ned, well.

6. Окугула, андан соң салыштыргыла.

green	let	we	pen	let	desk	Ned
week	sell	he	pet	net	nest	red
keep	well	me	Pete	pet	rest	pen
meet	met	we	keep	met	desk	red

4 7. Төмөнкү сөздөрдү катыштырып сүйлөм түзгүлө.

Tree, street, we, see, me, bed.

1. Сүрөткө карап, суроо бергиле.



2. Окугула жана салыштыргыла.

he	see	desk	well
me	tree	pen	let
we	street	set	net
Pete	keep	pet	nest

3. Окугула.

pen	let	desk	desks	led	pens
pet	net	nest	nests	Ned	needs
Pete	meet	rest	rests	red	trees

4. Окугула жана көчүрүп жазгыла.

Pete sees Nell. He sees Nell.

Ned sees Pete. We see Pete. We see Nell.

Ned sees ten pens. He sees ten pens.

Nell sees trees. Nell sees green trees. Nell sees well.

Pete sees desks. He sees green desks. He sees well.

5. Сүрөттөргө туура келген сүйлөмдөрдү тандап алгыла.

We see Pete.

We see Ned.

We see Nell.



We see pens.

We see trees.

We see desks.



6. Ар бир сөздү өзүнчө сапка толтуруп жазгыла жана үндүү тамгалардын алдын сызгыла.

Green, well, Nell, three, pen.

7. Уккула, окуп чыгып жаттагыла.

One, two, three, four, five.

One, two, three, four, five.

Once I caught a fish alive,


Six, seven, eight, nine, ten,

Then I let it go again.



§ 6

1. Сүрөт боюнча суроо коюп, жооп бергиле.



2. Уккула жана окугула.

Kate	lake	game
Jane	skate	plane
name	take	table

3. Окугула жана көчүрүп жазгыла.

Take, table, Jane, Kate, plane, game, skate, name, lake, take, make.

4. Окугула.

Kate	take	red	street	Ned
Pete	see	game	tree	plane
Jane	name	desk	ten	table
Nell	skate	pen	name	pen

5. Окугула.

Jane sees a plane. Kate sees a table.
Pete sees a tree. He sees a green tree.
We see a desk. We see a red desk.

6. Сүрөттөргө туура келген сүйлөмдөрдү тандап алгыла.



We see a desk.
We see a pen.
We see a tree. ✓
We see a table.

Nell sees a table.
Kate sees a plane. ✓
Pete sees a desk.
Jane sees a pen.



7. Окугула жана көчүрүп жазгыла.

Take a pen, Jane! Take ten pens, Pete!

8. Көчүрүп жазгыла жана окулбаган үндүү тамгалардын алдын сызгыла.

Table, plane, Jane, name.

2 1. Сүрөт боюнча суроо бергиле.



2. Уккандан кийин окугула.

map	flag	bad	lamp
Sam	lamp	and	bag
bag	Dan	stand	flag
bad	Sam	jam	map

3. Окугула.

Sam, and, stand, jam, lamp, bag, bad, map, and, stand, flag, bad, Dan.

4. Уккула жана окугула, андан соң салыштыргыла.

Kate	bag
lake	Dan
game	jam
take	bad
plane	lamp
table	map

a	take, table, game
	map, bag, jam

5. Окугула жана көчүрүп жазгыла.

Bag, map, Jane, stand, jam, bad, lake, Kate, table, Sam.

6. Окугула.


Sam, take a map!	Take a pen and a lamp, Kate!
Take a bag, Dan!	Take a red flag, Jane!

7. Окугула жана сүйлөм түзгүлө.

Map, bag, and, stand.

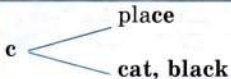
3

1. Сүрөт боюнча суроо коюп, жооп бергиле.
2. Сүрөттө эмне тартылса ошону баяндап бергиле.



3. Уккула жана окугула, андан соң салыштыргыла.

place cat back
can black
cake pick



4. Окугула.


Place, cat, black, back, cap, place, cake, pick, can.

5. Окугула жана эсиңерге сактагыла.

black + board = blackboard

6. Сүрөт боюнча суроолорго жооп бергиле.

Can we see a blackboard?
Can we see a black cat?
Can we see a red desk?
Can we see a table?



7. Окугула.

Black, well, see, desk, cat, map, place, take, back, can, cap, cake, jam, bad, bag, we, he, lamp, and, Sam, stand.

8. Дeптepицepгe жaзгылa. Сөздөрдөгү «a» тaмгaнын aлдын сызгылa.
Can, cat, black, place.

4

1. Сүрөт бoюнчa сурoо кoюп, жooп бepгилe.
2. Сүрөттө эмнe тартылса oшoну баяндап бepгилe.



3. Oкyгулa.

Pete	ten	Kate	map	place	back
we	pen	skate	flag		black
he	red	plane	lamp		can
keep	desk	table	bag		cat

4. Сүрөткө тyуpа келген сүйлөмдү тандап алгыла.



We see a cat.
We see a map.
We see a lamp.
We see a table.

5. Сурoолордy oкyп, аларга жooп бepгилe.

Can we see a street?
Can we see a desk?
Can we see a cat?
Can we see a plane?



6. Сүрөткө туура келген сүйлөмдү тандап алгыла.

We see a green tree.
We see a green street.
We see a flag.
We see a black cat.



7. Сүрөткө карата 4 суроо түзгүлө. Минтип баштагыла:

Can we see ...

8. Окугула.

Take a flag, Pete!
Dan, take a black bag!

9. Окугула.

Pete can see flags.
Dan can see planes.
Nell and Jane can see a street.
Kate and Sam can see a blackboard.

10. Сөздөрдү окугула «а» тамгасынын окулушуна жараша эки тилкеге бөлүп жазып чыккыла.

Plane, map, flag, place, table, black.

◎ 11. Уккула, окуп чыгып жаттагыла.

One, two buckle my shoe
One, two, buckle my shoe
Three, four, knock at the door
Five, six, pick up sticks
Seven, eight, lay them straight
Nine, ten, a big fat hen.

§ 7

1. Сүрөттө эмне тартылса, ошону баяндап бергиле.

2. Уккула жана окугула.

I	file	nice
nine	like	my
tie	hi	Mike
like	tie	hike

3. Окугула.

My,	I,	like,
Mike	nine,	nice,
dine,	kite,	nine,
like,	Mike.	life



4. Окугула жана көчүрүп жазгыла.

I see my pen. I can take my pen.
 I see my bag. I can take my bag.
 I see my nice cat. I can take my cat.

5. Окугула.

I like my cat. I like my pen. I like my desk. I like my red flag. I see nine maps. I see nine desks. I see a nice black cat. I see a nice lamp.

6. Сүрөттөргө туура келген сүйлөмдөрдү тандап алгыла.

- a) I see a cat.
I see a red flag.
I see nine lamps.




- b) We can see desks.
We can see a table.
We can see Mike.
We can see a map.
We can see a street.



7. Суроолорду окугула жана аларга жооп бергиле.

- Can we see a cat?
Can we see a map?
Can we see a table?
Can we see ten lamps?



8. Көчүрүп жазгыла жана окулбаган үндүү тамгалардын алдын сызгыла.

Nine, like, nice.

2

1. Сүрөт боюнча туура эмес айтылгандарды оңдогула.



2. Уккандан кийин окугула.

Sit, still, Jim, big, pencil, Mick, his, it.
Five, seven, eleven, six, five, fix.

3. Окугула.

sit				
Jim	still	five	pencil	six
big	big	seven	place	
	it	eleven	Nick	fix

4. Уккула, окугула, андан соң салыштыргыла.

nine	Jim
I	big
five	six
tie	sit
like	pencil
my	it

i (y)	nine, like, my
	big, six, sit

5. Окугула.

I see seven books.	I see five green trees.
I see six big tables.	I see nine red pencils.
I see seven desks.	I see ten maps.

6. Окугула жана көчүрүп жазгыла.

I see a cat. I see it. I like it.
We see a black table. We see it. We like it.
We see a flag. We see it. We like it.

7. Окугула жана жаттагыла.

Five, six, seven, ten, eleven.

8. Суроолорду окугула жана аларга жооп бергиле.

Can we see a flag?
Can we see five big tables?
Can we see a big black cat?
Can we see a desk?



9. Сүрөткө туура келген сүйлөмдөрдү тандагыла.

I can see a cat.
I can see a tree.
I can see a street.
I can see a bag.




10. Окугула.

We can see a tree in the
street. We can see a cat
on the tree.

11. Окугула, «i» тамгасынын окулушуна жараша сөздөрдү эки тилкеге бөлүп жазгыла.

Nine, sit, Jim, five, like, still, big, I.

3 1. Сүрөт боюнча туура эмес айтылгандарды оңдогула.



2. Уккула жана окугула.

The, the desk, the pencil, the pen, the map, this, that, these. Three, thin, thick, thank.

3. Окугула.

the desk three
the pen thin
the table thick

th	the pen, this
	three

4. Окугула жана которгула.

I see a pen. I see a red pen. I like the red pen. I like it. We see a map. We see a big nice map. We like the map. We like it. Nick sees three black tables. He likes the tables.

5. Окугула, сүрөткө туура келбеген сүйлөмдөрдү тапкыла.

I see a desk.
I see bag in the desk.
I see a flag in the desk.
I see a table.



We can see a street.
We can see trees in the street.
We see three green trees in the street.
We see a desk in the street.

6. Дептерицдерге жазгыла.

The desk, the big red flag, the map.

7. Сүрөткө туура келген сүйлөмдөрдү тапкыла.

I can see Mike in the street.

I can see a bag in the desk.

I can see a pen in the bag.



4

1. Сүрөткө карап суроо бергиле.

2. Сүрөттө эмне тартылса, ошону баяндап бергиле.



3. Окугула жана салыштыргыла.

nine	sit	cat	table
tie	in	black	plane
five	six	bag	take
like	milk	flag	lake
I	this	lamp	Kate
my	still	can	make

4. Окугула жана көчүрүп жазгыла.

Three, five, six, nine, ten, seven, eleven; red, green; pen, pencil, bag, table, desk, map; see, like, take, sit, stand.

5. Окугула.

Sam, take my pencil! Take my red pencil, Sam!

Sam can take my red pencil. He can take my red pencil.

He can take it.

6. Суроолорду окугула жана аларга жооп бергиле.



Can we see a table?
Can we see a blackboard?
Can we see Jane and Sam?
Can we see bags in the desks?

Can Pete see a street?
Can he see a cat?
Can he see trees in the street?
Can he see red flags?



7. Окугула, сүрөткө туура келбеген сүйлөмдөрдү тапкыла.



I see a table.
I see a big black cat.
I see a red pencil.
I see a red bag.
I see a desk.
I see a flag.
I see a plane.

8. Көчүрүп жазгыла жана окулбаган үндүү тамгалардын алдын сызгыла.

Five, like, table, Pete, place, plane.

9. Уккула жана жаттагыла.

Four red apples

Four red apples on the tree,
Two for you and two for me.
So-o shake that tree and watch them fall.
One, two, three, four – that is all.

§ 8

1. Сүрөттө эмне тартылса, ошону баяндап бергиле.

2. Уккула жана окугула.

No, go, oh, home, close, rose,
don't, open

3. Окугула.

home	oh	rose
open	open	don't
no	close	open
go	no	home



4. Уккула, окугула жана эсиңерге сактагыла.

door	do	to
------	----	----

5. Уккула жана окугула.

Go to the door!

Open the door!

Close the door!

Take the bag!

Don't go to the door!

Don't open the door!

Don't close the door!

Don't take the bag!

6. Суруолорго жооп бергиле.



Do we see a door?
Do we see a rose?
Do we see a blackboard?

7. Окугула.

Can Jim open the door? Can he close the door?

8. Суруолорду окуп, жооп бергиле.

Can we see a rose?
Can we take it?



9. Сүрөткө туура келген сүйлөмдөрдү тандап алгыла.

We can see a red rose. We can see it
in the street.

We can see a green tree in the street.

We can see a cat in the street. We
see a black cat. We like it.




10. Көчүрүп жазгыла жана «О» тамгасынын алдын сызгыла.

Go, rose, open, close, to, do.

2

1. Сүрөт боюнча суруо коюп, жооп бергиле.



2. Уккула жана окугула.

dog	not	doll
doll	Tom	on
not	sport	Don

3. Окугула.

Spot, Tom, on, not, doll, dog, stop, box, lock, clock, top.

4. Окугула, андан соң салыштыргыла.

don't	dog
open	doll
close	Tom
rose	stop
no	not

o	rose, open
	dog, not

5. Уккула жана окугула.

**She, sheep, shop,
shock, Osh, shine**

sh - she, sheep

6. Окугула.

shop	Osh	she
sheep	she	shine
shock	ship	sheep

7. Окугула жана көчүрүп жазгыла.

Sam, go to the door! Stop! Open the door! Close it! Go to the table! Take the red rose!

8. Окугула, андан соң салыштыргыла.

I don't see a tree.
I don't see a cat.

I see a rose.
I see a sheep.

I don't see a dog.
I don't see a desk.

I see a cat.
I see a blackboard.

9. Окугула жана которгула.

Jane sees a dog. She sees a big black dog in the street.
She likes the dog. She takes the dog.

Kate sees a doll. She sees a doll on the desk. She goes to the desk and takes the dooll.

We see a sheep. We see a big sheep in the street. We see it in the street.

10. Кара менен басылган зат атоочторду ат атоочтор аркылуу алмаштыргыла.

Sam sees a table. ... sees a table.

Kate sees a bag. ... takes the bag.

The dog sees a sheep. ... sees a sheep.

Pete sees a cat. ... sees a cat.

Nell sees a pen. ... likes the pen.

11. Суроолорго жооп бергиле.

Do we see a lamp on the desk?

Do we see a pen on the bag?

Do we see a flag in the bag?

Do we see a pen on the desk?



12. Ар бир сөздү өзүнчө сапка толтуруп жазгыла.

Sheep, she, stop, dog, doll, on.

3

1. Сүрөттө эмне тартылса, ошону баяндап бергиле.



2. Уккула жана окугула

yes you boy
your yes toy

y – yes, you, your, boy

3. Окугула жана өз ара сүйлөшкүлө.

Can you open the door? Yes, I can.
Can you close the door? Yes, I can.
Can you open my bag? Yes, I can.
Can you close it? Yes, I can.

4. Окугула жана которгула.

Do you see a boy? Yes, I do.
Do you like the green tree in the street? Yes, I do.
Do you see a lamp on the table? Yes, I do.

5. Окугула.

I see my bag. You see your bag. He sees his bag.

6. Окугула, андан соң салыштыргыла.

Yes, I do.

No, I do not.

No, I don't.

Yes, we do.

No, we do not.

No, we don't.

Yes, you do.

No, you do not.

No, you don't.

7. Суроолорду окуп, жооп бергиле.

Do you see a cat?

Do you see a rose?

Do you see a boy?



8. Окугула.

Do we see a blackboard?

No, we don't.

Do we see a table?

No, we don't.

Do you see a dog?

No, we don't.

Do you see a cat?

No, I don't.

9. Суроолорго жооп бергиле жана көчүрүп жазгыла.

1) Do you see a street?

2) Do you see a tree?

3) Do you see a dog?

4) Do you see a plane?



10. Окугула жана өз ара сүйлөшкүлө.

Do you see a street? Yes, I see a street.

Do you like the street? Yes, I like it.

Do I see a blackboard? Yes, you see it.

Do I see a bag in the desk? Yes, you see it in the desk.

11. Суроону жазып чыккыла, анан жооп бергиле.

Do you see a dog in
the street?



4

1. Сүрөт боюнча суроо
коюп, жооп бергиле.



2. Окугула жана салыштыргыла.

no	not	she	do	door	boy	nice	sit
close	dog	sheep	to		yes	nine	six
go	on	shop			you	like	big
don't	stop	shock			your	Mike	it

3. Окугула жана өз ара сүйлөшкүлө.

Kate. Do you like my doll?

Jane. Yes, I do. And do you
like my dog?

Kate. Oh, yes, I like it!



4. Окугула.

Nell. Can you open the door, Dan?

Dan. Yes, I can.

Nell. Open it.

5. Суроолорго жооп бергиле.



- 1) Do you see a boy?
- 2) Do you see a dog?
- 3) Do you see a sheep?
- 4) Do you see a pencil?

6. Суроолорду окугула, аларга жооп бергиле.

- 1) Do you see a table?
- 2) Do you see a doll?
- 3) Do you see a lamp on the table?
- 4) Do you see a doll on the table?



7. Бул сүрөткө карата дагы кандай суроолорду бере аласыңар?

8. Дептеринерге жазгыла.


Do you see a boy? Yes, I do. No, I don't.

9. Уккула, окуп чыгып жаттагыла.



Baa baa, Black sheep
Baa, baa, Black sheep
Have you any wool
Yes, sir. Yes, sir
Three bags full.

1. Сүрөт боюнча суроо коюп, жооп бергиле.



2. Окугула, андан соң салыштыргыла.

a plane – planes	a desk – desks	a rose – roses
a doll – dolls	a map – maps	
a dog – dogs	a cat – cats	
a flag – flags	a street – streets	
a pen – pens	a lamp – lamps	

3. Окугула.

I see a pen.

Nick sees a pen.

We see the dog.

Pete sees the dog.

You see a table.

Mike sees a table.

Nell and Jane like dolls.

Kate likes dolls.

4. Окугула жана эсиңерге сактагыла.

Yes, I can

No, I can't.

No, I cannot.

Yes, you can.

No, you can't.

No, you cannot.

Yes, he can.

No, he can't.

No, he cannot.

Yes, she can.

No, she can't.

No, she cannot.

Yes, we can.

No, we can't.

No, we cannot.

5. Окугула.

I see a plane. I see planes. We see a doll. We see dolls.
You see a cat. You see cats. We see a lamp. We see lamps.

6. Сүрөт боюнча суроолорго жооп бергиле.



- 1) Can you see a street?
- 2) Can you see a sheep?
- 3) Can you see a cat?
- 4) Can you see a dog?

7. Сөздөрдү көптүк түр дө жазып чыккыла.

A rose, a plane, a dog, a desk.

2

1. Сүрөт боюнча сүйлөм түзгүлө.



2. Суроолорду окуп, аларга жооп бергиле.



- 1) Do you see a table?
- 2) Do you see a desk?
- 3) Do you see a doll?
- 4) Do you see a dog?

- 5) Do we see a map?
- 6) Do we see a pen?
- 7) Do we see a pencil?
- 8) Do we see a bag?

3. Окугула жана которгула.

Take my pencil. Take his pen. Take your bag. Open my bag. Close his bag.

4. Окугула, сүрөттөргө туура келбеген сүйлөмдөрдү тапкыла.

I see a red rose. ✓
I see a big black dog.
I see a bag and a pen.
I see three green trees. ✓



We see a red flag on the table.
We see a black bag on the table.
We see a doll on the table.
We see a big map on the table.

The boy sees a plane.
The boy sees a cat on the table.
He sees a bag on the desk.
He sees a sheep in the street.



5. Дeптepицepгe жазгыла.

Don't open the door, Tom. Don't take my bag, Sam!

3 1. Сүрөт боюнча суроо коюп, жооп бергиле.



2. Окугула жана көчүрүп жазгыла.

Nick sees his bag on the table. He takes his bag and goes to the door. He opens the door and goes to the street. Nick sees a dog and a sheep in the street. He sees green trees in the street.

3. Окугула.

We see red flags in the street. We like the red flags. Nell and Jane see red flags. Pete and Tom see red flags.

4. Окугула жана эсинерге сактагыла.

I like my red flag.

You like your red flag.

Sam likes his red flag.

5. Окугула, суроолорго туура жооп тапкыла.

Can you see a sheep in the street?



Do you like the pencil?



Yes, I do.

No, I don't.

Yes, I can.

No, I can't.

Yes, I can.

Yes, I do.

No, I can't.

No, I don't.

6. Сүрөт боюнча суроо коюп, жооп бергиле.



7. Суроолорду көчүргү лө жана жооп жазгыла.

Do you see a pen on your desk? Do you like it?

4 1. Сүрөткө карап сүйлөм түзгүлө.



2. Окугула.

Jane and Nell like dolls. Jane sees a doll. She takes it. She likes it. Nell sees a doll. She likes it. She takes it.

3. Окугула жана которгула.

We see a street. We see a nice street. We see trees in the street.

We see nice green trees in the street. We like the green trees.

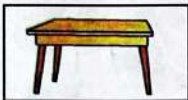
We see roses in the street. We like the roses. We like the street.



4. Сүрөт боюнча суроолорду бергиле.

5. Суроолорду окуп, сүрөткө туура келген жоопту тапкыла.

Can you see a desk?



- Yes, I can.
- No, I cannot.
- Yes, I do.
- No, I don't.

6. Сүрөткө карата 4 суроо түзгүлө. Минтип баштагыла:

Do you ...

7. Суроолорду көчүргүлө жана жооп жазгыла.

- 1) Can you see red roses in the streets?
- 2) Do you like the roses in the streets?



И Ч Е Й Р Е К

§ 10

1 1. Уккандан кийин окугула.

Pupil, blue, student, on duty.

2. Окугула жана сүйлөм түзгүлө.

Student, on duty, pupil, blue, student, on duty.

3. Окугула.

A pupil on duty.

Pupils on duty, stand still!

A student on duty.

Pupils, sit still!

A boy on duty.

Stand still, pupils!

4. Окугула жана көчүрүп жазгыла.

I see blue and red bags. I see a pencil. I see my blue pencil on the desk. I like blue, red and green pencils.

5. Сүрөткө туура келген сүйлөмдү тапкыла.

You can see a pupil.

You can see a boy.

You can see a student.



You can see a green tree.

You can see a blue pencil.

6. Ар бир сөздү өзүнчө сапка толтуруп жазгыла.

Pupil, blue, student.

2 1. Уккула жана окугула.

Bus, run, jump, stand up, cup, plus, up.

2. Уккула, окугула андан соң салыштыргыла.

blue	run
on duty	up
student	jump
pupil	cup
use	bus
student	must

u

blue, pupil

run, bus

3. Окугула жана сүйлөм түзгүлө.

Bus, blue, take, sit, still, stand up, stand still, stop, jump, like, plane, plus, run, cup, pupil, student.

4. Окугула жана көчүрүп жазгыла.

I see a bus in the street. I see a big red bus in the street. I see students and pupils in the bus. Bolot sees a bus. He sees a big blue bus in the street. He sees students in the bus. Bolot sees pupils in the bus.

5. Окугула.

Jim, run to the door!
Sam, run to the bus!

The boy can run well.
He can jump well.

6. Окугула жана сүйлөм түзгүлө.

Run, jump, stand up, bus.

3 1. Уккула жана окугула.

English, sing, song, long, ring, bring.

2. Окугула жана сүйлөм түзгүлө.

English, sing, song,
long, ring, bring.

ng- sing, English,

3. Уккула жана сүйлөм түзгүлө.

speak clean
read please

ea - speak, read

4. Окугула .

Speak, read, red, clean, see, Pete, please, me, up, cup,
read, pupil, he, we, she, sheep, speak.

5. Окугула жана көчүрүп жазгыла.

We speak English. We can speak English well. Jumash
can speak English. He can speak English well. Jim speaks
English. He speaks English well. Sam and Kate speak Eng-
lish well.

6. Окугула жана которгула.

Jim can sing well. Kate and Jane can sing well. Can
you sing well? Yes, I can sing well. I can read English. I
read English well. Jane and Jim speak and read English
well. Kate and Jane can read and speak English well.

7. Окугула жана эсиңерге сактагыла.

The pupils on duty clean the blackboard and the desks.
Clean the blackboard, Sam. Dan, clean the blackboard,
please!

8. Окугула жана сүйлөм түзгүлө.

English, speak, sing, read, please, clean.

4

1. Окугула жана көчүрүп жазгыла.

pupil	bus	English	speak
blue	run	sing	read
student	jump	song	clean
on duty	stand up	ring	please

2. Окугула, андан соң салыштыргыла.

Can I speak English well?	Yes, you can.
Can you speak English well?	Yes, I can.
Can I read English?	Yes, you can.
Can you read English?	Yes, I can.

3. Окугула жана өз ара сүйлөшкүлө.

Jane. Can you speak English, Kate?**Kate.** Yes, I can speak English well.**Jane.** Can you sing?**Kate.** No, I cannot. Ann can sing well. Ann, sing, please!

4. Окугула жана которгула.

Clean the blackboard, Jim! Kate and Jane, clean your desks!

Sam and Dan, clean your desks! The pupils on duty, clean the blackboard!

5. Суроолорго жооп бергиле.

1) Can you speak English?

2) Do you speak English well?

3) Can you read English?

4) Do you read English well?

6. Суроолорду окуп чыгып, дептериңерге көчүргүлө, аларга жооп жазгыла.

1) Can Bolot speak English?

2) Can he read English?

7. Уккула, окуп чыгып жаттагыла.

I can jump, I can walk,
I can sing, I can talk,
I can eat, I can drink,
I can see, I can think,
But I can't fly, oh why can't I fly.

§ 11

1. Сүрөттөр боюнча суроо коюп, жооп бергиле.



2. Уккандан кийин окугула.

teacher	chick	children
much	chair	child
children	check	teacher

ch - teacher,
much


3. Окугула жана сүйлөм түзгүлө.

Teacher, read, speak, clean, sing, much, children.

4. Окугула.

The English teacher speaks English. The English teacher speaks English well. Children speak and read English much. Children speak English well. We speak and read English well. English children can speak and read English well.

5. Суроолорго жооп бергиле.



- 1) Can you see a teacher?
- 2) Can you see children?
- 3) Can you see a blackboard?
- 4) Can you see desks, pens, pencils and bags?

6. Сүрөткө туура келген сүйлөмдөрдү тапкыла.

I see a teacher. I see children. I see pupils. I see a blackboard. I see a table and desks. I see a door.

- 2 1. Сүрөт боюнча суроо коюп, жооп бергиле.



2. Уккула, окугула жана эсиңерге сактагыла.

chair picture
picture chair

3. Окугула жана салыштыргыла.

chair – chairs
picture – pictures
child – children

4. Окугула жана сүйлөм түзгүлө.

Chair, much, check, picture, children, chin, teacher, child, chick.

5. Окугула, сүрөткө туура келген сүйлөмдөрдү тапкыла.

We see a chair the picture.

We see a table tne picture.

We see a teacher and children.

We see a red flag on the chair.

We see a bag on the chair.



6. Суроолорго жооп бергиле.

1) Do you see a chair in the picture?

2) Do you see a bag on the chair?

3) Do you see a flag on the chair?

4) Do you see a black cat on the chair?

3

1. Сүрөт боюнча суроо бергиле, жоопторду уккула.



2. Окугула жана сүйлөм түзгүлө.

read	write	green
red	rose	street
run	wrong	write

3. Суроолорду окуп, жооп бергиле.

1) Can you write English?


2) Do you write English well?

4. Уккула, окугула жана эсиңерге сактагыла.

does doesn't (does not)

5. Окугула жана эсиңерге сактагыла.

Does Sam see a picture? Yes, he does.
Does he see a map? No, he doesn't.
Does he see a teacher in the picture?
Yes, he does. Does Sam see children
in the picture? No, he doesn't.



6. Окугула жана которгула.

Does Marat speak English well?
Does he read English well?
Does he write English well?

Yes, he does
No, he doesn't.
No, he doesn't.

7. Окугула.

Do you speak English well?
Does Nell speak English well?
Do you write English well?
Does Nell write English well?

Yes, I do.
Yes, she does.
No, I don't.
No, she doesn't.

8. Окугула, андан соң салыштыргыла.

Does he speak English well?
Yes, he does.

No, he doesn't. No, he
does not.

Does she read English well?
Yes, she does.

No, she doesn't. No,
she does not.

4

1. Сүрөт боюнча суроо
бергиле жана баян-
дагыла.



2. Окугула.

do	cake	cat	pupil	bus	speak	see	Pete
don't	plane	lamp	duty	plus	clean	street	me
does	take	Dan	student	cup	read	green	he
doesn't	name	map	blue	up	teacher	tree	we

3. Суроолорду окугула жана аларга жооп бергиле.



- 1) Can Bolot speak?
- 2) Can he write?
- 3) Can Bolot write?
- 4) Can he run and jump?
- 5) Can Bolot sing?
- 6) Does Bolot speak well?
- 7) Does he run well?
- 8) Does he jump well?
- 9) Can Bolot speak English?

4. Сүрөткө туура келген сүйлөмдөрдү тапкыла.

Tom doesn't see a dog.
He doesn't see a cat.
He sees a green tree.
He sees a red rose.
He sees a book.



5. Кара менен басылган зат атоочторду ат атоочтор аркылуу алмаштыргыла.

Bolot sees a teacher. ... sees a teacher.
Nell likes the bag. ... likes the bag.
The boy reads English well. ... reads English well.
Kate can write English. ... can write English.

6. Суроолорду окуп чыгып, жооп жазгыла.

- 1) Does Tom speak English well?
- 2) Does he write English well?

§ 12

1. Уккандан кийин окугула.

good school room
room classroom book
too room look

oo - room, good

2. Окугула жана сүйлөм түзгүлө.

Book, look, school, classroom, good, room, book, school, look at.

3. Окугула жана ыңгайлуу суроолорду бергиле.

I see a room. I see a good room. I like the room. I like it. Do you see the room? Do you like the room?

4. Окугула жана көчүрүп жазгыла.

Tom sees a book. He sees a nice English book. He sees nice pictures in the book. He can read English books. He takes the book and reads it. Tom likes the book.

5. Окугула жана баяндап бергиле.

Look at the picture. You can see a nice big school in the picture.



You see pupils at school. You see a teacher at school. Do children read, write and speak at school? Do you see children at school? Yes, we do. Do you see a teacher at school?

Yes, we do.

6. Окугула жана көчүрүп жазгыла.

Dan sees a classroom. He sees a big nice classroom. Dan sees pupils in the classroom. He sees desks and a table in the classroom. He sees books, pens and pencils on the desks. Dan likes the classroom.

7. Ар бир сөздү өзүнчө сапка толтуруп жазгыла.

Book, school, classroom, room, good.

2

1. Уккула жана которгула.

girl a Kyrgyz girl her desk
Kyrgyz a Kyrgyz boy his book

ir (er) – girl, her

2. Окугула.

Kyrgyz, girl, her, a Kyrgyz girl, a Kyrgyz boy, a Kyrgyz book, a Kyrgyz school, her book, her classroom, her school, her desk, her pen.

3. Уккула жана эсиңерге сактагыла.

Russian lorry tractor

4. Окугула жана эсиңерге сактагыла.

I see a Kyrgyz book.

We see Kyrgyz books.

I see a Russian book.

We see Russian books.

I see an English book.

We see English books.

5. Сүрөткө туура келген сүйлөмдөрдү тапкыла

We see a tractor in the street. ✓

We see a lorry in the street. ✓

We see green trees in the street.

We see a girl in the street.

We see a dog in the room.



6. Суруолорго жооп бергиле.

- 1) Can you see a lorry in the street?
- 2) Can you see a tractor in the street?
- 3) Can you see a dog?
- 4) Can you see trees?
- 5) Can you see children in the street?
- 6) Can you see a girl in the street?

⑦ Окугула жана көчүрүп жазгыла.

Take your English book. Open it. Read. Close the book. Stand up. Go to the door. Open the door. Close it. Go to your desk. Take your place. Take your Kyrgyz book. Open your book. Look at the pictures in your Kyrgyz book.

8. Ар бир сөздү өзүнчө сапка толтуруп жазгыла.

Russian, lorry, tractor, girl, her, Kyrgyz.

3 1. Уккула жана окугула.

or	nor
horse	norm
fork	form
sort	horse

or - horse? form

2. Окугула.

Sort, fork, horse, or, fork, horse, or, sort, form, fork.

③ 3. Уккула жана окугула.

Father, mother, sister, brother, little.

4. Окугула жана көчүрүп жазгыла.

I see my father. I see my mother. I see my three brothers.


I see my little sister. You see my father. You see my mother. You see my brothers and my little sister. Do you see my father and mother? Yes, do. Do you see my brothers and my little sister? Yes, do.

5. Уккула жана окугула.

We see a horse in the street. We see horses in the street. We see good horses in the street. We like the horses.

6. Окугула, суроого туура жооп тапкыла.


Do you see a cat
in the picture?
Do you see a dog
in the picture?
Do you see a
horse in the
picture?



No, we don't.
Yes, we do.
Yes, we can.
No, we can't.

7. Окугула, суроого туура жооп тапкыла.

- 1) Do you see a cat?
- 2) Do you see a dog?
- 3) Do you see a cat or a dog?
- 4) Do you see a dog or a horse?
- 5) Do you see a horse or a cat?



8. Ар бир сөздү өзүнчө сапка толтуруп жазгыла.

Father, mother, sister, brother, little, horse, or.

4

1. Сүрөт боюнча суроо бергиле жана жооп уккула.



2. Окугула жана сүйлөм түзгүлө.

read	good	or	her	write	sister
speak	room	horse	girl	wrong	father
clean	book	fork	Kyrgyz	red	mother
please	look	form		read	brother

3. Окугула жана которгула.

I see my mother. I see father. I see brothers. I see my little sister.

I see Ann. I see her father and mother. I see her little sisters and brothers.

4. Окугула жана көчүрүп жазгыла.

Can your father speak Kyrgyz?	Yes, he can.
Can your father speak English?	No, he can't.
Can your sister speak English?	No, she can't.
Can your elder brother speak English?	Yes, he can.
Can your mother speak Russian?	Yes, she can.

5. Окугула.

Do you see your mother in the street?	No, I don't.
Do you see your mother at school?	No, I don't.
Do you see your mother in the room?	Yes, I do. I see my mother in the room.

6. Которгула жана көчүрүп жазгыла.

Does Sam see his father in the street? No, he doesn't.
Does Sam see his father at school? Yes, he does.
Does Sam see his father at school or in the street? He sees his father at school.

7. Суроолорго жооп бергиле.

- 1) Do you see a Kyrgyz book?
- 2) Do you see a Russian book?
- 3) Do you see a Russian or an English book?

8. Суроолорго жооп бергиле жана көчүрүп жазгыла.

- 1) Can your sisters speak English?
- 2) Can your sisters read English books?
- 3) Can your brother speak English?
- 4) Can he read English books?
- 5) Can your father speak and read English?

9. Сүрөткө туура келген сүйлөмдөрдү тапкыла.



You see father in the picture.

You see a mother in the picture. You see a girl in the picture.

You see her brothers in the picture.

10. Суроолорду окуп, жооп жазгыла.

Do you speak English at school? Do you read English?

11. Уккула жана жаттагыла.

Hot Cross Buns
Hot cross buns!
One a penny, two a penny,
Hot cross buns!
Hot cross buns!
If you have no daughters,
Give them to your sons!



§ 13

1. Сүрөттөр боюнча суроо коюп, жооп жазгыла.



2. Уккула жана которгула.

car farm
yard garden
farm park
garden dark

ar – car, farm

3. Окугула.

Car, farm, park, lark, dark, garden, yard, farm.

4. Уккула, окугула жана эсиңерге сактагыла.

factory work friend have has

5. Окугула жана өз ара сүйлөшкүлө.

You see a car. You see a red car. You see a nice red car.

Do you see a horse? No, I don't.

Do you see a car or a horse? I see a car.

Have you a car? No, I have not.

Has your father a car? Yes, he has.



6. Окугула.

I see a factory. I see a big factory.

My father works at the factory.



7. Окугула жана көчүрүп жазгыла.

You see a farm. You see a big farm. We have horses

on the farm. We have sheep

on the farm. We have cars,

lorries, tractors on the farm.

Do you see horses on the

farm? Yes, I do. Do you see sheep on the farm? Yes, I

do. Do you see cars, lorries and tractors on the farm? Yes,

I do.



8. Окугула жана которгула.

You see a farm. My father works on the farm. My father has friends. His friends work on the farm. My mother works on the farm. My mother has friends. Her friends

work on the farm. My big brother works on the farm. I do not work on the farm. I go to school.

9. Окугула жана көчүрүп жазгыла.



We see a garden. Do you see a garden? Yes, we do. Do you see a garden or a yard? We see a garden. Have you a garden? Yes, we have.

Do you work in the garden? Yes, we do.

10. Окугула, андан соң салыштыргыла.

go - goes

Igo to school. - He goes to school.

Wego to school. - my friend goes to school.

11. Окугула.

I go to school. My brothers go to school. My friend goes to school. His brother goes to school. My little sister does not go to school.

12. Окугула жана которгула.

I see a yard. I see a dog in the yard. I see a horse in the yard. I see my mother in the yard. Do you see my mother in the yard? Yes, we do.




13. Ар бир сөздү өзүнчө сапка толтуруп жазгыла.

Yard, garden, car, work, farm, friend, factory.

2

1. Сүрөт боюнча
сууро коюп,
жооп уккула.



2. Уккандан кийин, окуп чыккыла.

play	may	pay
they	day	say
grey	eight	rain

ai (ay) play
ei (ey) eight they

3. Окугула.

Play, may, say, they, day, rain, play, they, say, play.

4. Уккула, окугула жана эсиңерге сактагыла.

hockey	tennis
--------	--------

5. Окугула жана которгула.

They play hockey. They play tennis. They play games.

6. Окугула жана көчүрүп жазгыла.

Jim can play hockey. He plays hockey well. Jim has a friend Mike. Mike plays hockey well. The boys play hockey much. They play hockey well. They like the game.

7. Сууроолорго жооп бергиле.

- 1) Can Jim play hockey?
- 2) Does he play hockey well?
- 3) Has Jim a friend?

- 4) Can Mike play hockey?
- 5) Does Mike play hockey well?
- 6) Do the boys like the game?

8. Окугула жана өз ара сүйлөшкүлө.

Jane and Kate can play tennis.
Can they play tennis well? Yes, they can. They play tennis well. Do they play tennis well? Yes, they do.

9. Окугула жана которгула.

I have a cat. I have a big grey cat. You see my cat in the picture. Do you like my grey cat?

10. Ар бир сөздү өзүнчө сапка толтуруп жазгыла.

Hockey, play, tennis, they, grey, eight.

3 1. Уккула жана эсиңерге сактагыла.

cow count
brown ground

ow (ou) – cow, count

2. Окугула жана сүйлөм түзгүлө.

Cow, count, down, sit down, ground, playground, count, cow.

3. Окугула.

You see a cow. You see a grey cow on the farm. Do you see the cow in the yard? No, I don't.


Do you see the cow in the street? No, I don't. Do you



see the cow in the street or on the farm? I see the cow on the farm.

4. Окугула жана которгула.

Marat has a brown dog. He has a big brown dog. You can see his big brown dog in the picture. Do you see it well? Do you like the brown dog?



5. Окугула жана көчүрүп жазгыла.

You see a playground. You see children on the playground. Do you see a playground or a farm? I see a playground.

Do you see a teacher on the playground? No, I don't.

Do you see dogs and cows on the playground? No, I don't.

Do you see children on the playground? Yes, I do.

6. Окугула жана которгула.


Can you count? Yes, I can. Count the pens on the table. Count the books. Count the boys in the classroom.

Count the girls in the classroom. Count the cars in the street.

7. Ар бир сөздү өзүнчө сапка толтуруп жазгыла.

Count, down, cow, brown, playground.

4 1. Сүрөттө тартылгандар боюнча суроо бергиле.



2. Окугула.

car	or	play	cow	girl
bar	horse	grey	down	her
farm	fork	say	count	Kyrgyz
yard	form	they		

3. Окугула, андан соң салыштыргыла.

Have I a cat?	Yes, I have.	No, I havenot (haven't).
Have he a dog?	Yes, he has.	No, he has not (hasn't).
Has he a horse?	Yes, he has.	No, she has not (hasn't).
Have you pens?	Yes, we have.	No, we have not.
Have you cars?	Yes, we have.	No, we have not.
Have they a room?	Yes, they have.	No, they have not.

4. Окугула, андан соң салыштыргыла.

I have a book.	I have no book.
You have a book.	You have no book.
He has a book.	He has no book.
She has a book.	She has no book.
We have books.	We have no books.
You have books.	You have no books.
They have books.	They have no books.

5. Суруолорду окуп, сүрөт боюнча жооп бергиле.

- 1) Has Bolot a lorry?
- 2) Has he a horse?
- 3) Has he a tractor?
- 4) Has Bolot a car?



6. Сүрөт боюнча суроо бергиле жана жооп жазгыла.



7. Төмөнкү үлгү боюнча үч суроо түзгүлө.

Ү л г ү: Has Bolot a book?

§ 14

1 1. Уккула жана окугула.

well white
we what
what well
where we

w (wh) – we, well, white

2. Окугула жана сүйлөм түзгүлө.

What, well, we, where, white, when, where, we, what, well.

3. Суроолорду окугула жана аларга жооп жазгыла.

- 1) What can you see in the street?
- 2) What can you see in the room?
- 3) What can you see in the yard?
- 4) What can you see in the classroom?

4. Суроону окуп, жооп тапкыла.

What do you see?




I see a boy in the street.
I see a girl in the room.
I see children in the yard.
I see mother on the farm.

5. Суроолорго жооп бергиле.

- 1) Where can you see pupils?
- 2) Where can you see a teacher?
- 3) Where do you see books?
- 4) Where do you see pens and pencils?

6. Суроону окуп сүрөткө туура келген жоопту тапкыла.

Where do you see a cow?



We see the cow in the street.
We see the cow in the yard.
We see the cow in the room.
We see the cow in the farm.

7. Окугула жана которгула.

Bolot has a father. He has a mother. He has a little brother and three sisters.

Bolot goes to school. His father and mother work on a farm. His sisters go to school. His little brother doesn't go to school.

8. Сүйлөм түзгүлө жана которгула.

Ү л г ү: I have a father.

2

1. Сүрөткө карап сүйлөм түзгүлө.



2. Уккула жана окугула.

house our house
our our family
family our cow
live our playground

We live in a house.
Our family lives in Bishkek.
My brother lives in Kiev.
My sister lives in Tashkent.

3. Окугула жана жаттагыла.

live – lives

I live in Bishkek.
We live in Ortosy.
They live in Kiev.
You live in Osh.

He lives in Osh.
My father lives in Ortosy.
My friend lives in Toktogul.
She lives in Tashkent.

4. Окугула.

Where do you live?
Where does your father live?
Where does your brother live?

I live in Osh.
He lives in Osh.
He lives in Tashkent.

5. Окугула жана көчүрүп жазгыла.

We have a house. Our family lives in our house. We have a big yard. We have nice trees and roses in the yard. You can see our big and nice house. You can see our yard.

6. Окугула жана өз ара сүйлөшкүлө.

Does your family live in Bishkek. No, it doesn't.

Does your family live in Bishkek or in Osh? Our family lives in Osh.

Where does your family live? Our family lives in Osh.

7. Суроолорго жооп бергиле.

- 1) Do you live in Bishkek? 5) Have you a brother?
2) Where do you live? 6) Where do your brothers live?
3) Have you sisters? 7) Have you a friend?
4) Where do they live? 8) Where does your friend live?

8. Окуп чыккыла, суроого туура жоопту тапкыла.

Where do you see a dog?



- I see the dog in the yard.
I see the dog in the house.
I see the dog in the garden.
I see the dog in the street.
I see the dog in the playground.

9. Окугула жана көчүрүп жазгыла.

- I see a house in the street.
I see a house in the yard.
I see a house in the garden.
I see a house in the playground.



10. Суроону окуп, жооп жазгыла.

Where does your family live?

3 1. Уккула жана которгула.

All, football, ball, small, call, tall, wall.

2. Окугула.

Football, small, wall, tall, all.

3. Уккула, окугула жана эсиңерге сактагыла.

their

4. Окугула, андан соң салыштыргыла.

I see **my** ball.

We see **our** ball.

You see **your** ball.

You see **your** ball.

He sees **his** ball.

They see **their** ball.

She sees **her** ball.

5. Окугула жана которгула.

I have a friend Jumash. Jumash has a father, a mother, three sisters and a brother. They have a big family. Their family lives in Kenesh. They have a big house in Kenesh. They have a yard and a garden. You can see sheep, a cow, a horse in the yard. You can see a big black dog in the yard. They have a cat. Their dog lives in the yard. Their cat lives in the house. Jumash, his sisters and his brother go to school.

6. Суроолорду окуп, жооп бергиле.

1) Have you a friend?

5) Where do they live?

2) Has your friend sisters?

6) Have they a big house?

3) Has he brothers?

7) Have they a yard?

- 8) Have they a garden? 11) Have they a cat?
 9) What have they in their 12) Do children go to school?
 yard?
 10) Have they a dog?

7. Окугула. «Where» деген сөз менен суроо бергиле.

We have a small garden. My father works in the garden.
 My sister, my brother and I work in the garden. Children
 play and run in the garden.

8. Окугула.

I have a dog.

You have a ball.

Kate and Nell


have a small doll.

9. Төмөнкү үлгү боюнча үч сүйлөм түзгүлө.

Ү л г ү: We have a house.

4

1. Сүрткө карап сүйлөм түзгүлө.



2. Окугула.

came car

game garden

play park

horse

or

form

her

girl

Kyrgyz

what

white

where

cow

count

down

3. Окугула жана көчүрүп жазгыла.

I live in Bishkek. I live in Kochkor street. I have a father and a mother. My father and mother live in Bishkek. They work at a factory. I have sisters and brothers. My sisters and brothers live in Bishkek. They go to school. I go to school. We go to school.

4. Суроолорго жооп бергиле.

- | | |
|------------------------------------|-----------------------------------|
| 1) Where do you live? | 5) Where do they work? |
| 2) What street do you live in? | 6) Have you sisters and brothers? |
| 3) Have you a father and a mother? | 7) Where do they live? |
| 4) Where do they live? | 8) Do they go to school? |

5. Окугула.

Jim lives in America. Jim has no father. He has a mother.

Jim has three sisters. His mother doesn't work. His sisters go to school. Jim doesn't go to school. He works at a factory.

6. Суроолорго жооп бергиле.

- | | |
|-------------------------|---------------------------|
| 1) Where does Jim live? | 5) Has Jim brothers? |
| 2) Has he a father? | 6) Does Jim go to school? |
| 3) Has Jim a mother? | 7) Does Jim work? |
| 4) Has Jim sisters? | 8) Where does Jim work? |

7. Суроолорго жооп бергиле жана көчүрүп жазгыла.

- | | |
|-----------------------------------|---------------------------------|
| 1) Have you a friend? | 3) What street does he live in? |
| 2) Where does your a friend live? | 4) Does his father work? |

- 5) Where does his father work? 7) Has your friend sisters and brothers?
 6) Does his mother work? 8) Do they go to school?

8. Окугула жана өз досуңар жөнүндө жазгыла.

I have a friend Bolot. Bolot lives in Osh. He has a father, a mother and three sisters. They live in Green street. They have five rooms in their house. Their mother work and father. Bolot and his sisters do not work. They go to school.

9. Суруолорду окугула, жооп жазгыла.

- 1) Where do you live?
- 2) What street do you live in?
- 3) Where do you father and mother work?

§ 15

- 1 Сүрөткө карап сууроо бергиле.



2. Уккула жана окугула.

Skirt, shirt, blouse, trousers, blouse, shirt, skirt, trousers.

3. Окугула.

What has the boy on?
 What shirt has he on?

He has a shirt and trousers on.
 He has a white shirt on.

What trousers has the boy on? He has blue trousers on.
 What has the girl on? She has a skirt and a blouse on.
 What skirt has she on? She has a blue skirt on.
 What blouse has the girl on? She has a white blouse on.

4. Суруолорго жооп бергиле.

- 1) Do you see a boy in the picture?
- 2) What has he on?
- 3) Do you see a girl in the picture?
- 4) What has she on?

5. Суруолорго жооп бергиле.

- 1) Where do you see a cow? *y*
- 2) What do you see on the farm? *n*



- 3) Where do you see a desk? *y*
- 4) What do you see in the room? *n*

5) Where do you see children? *y*

6) What do you see in the street? *n*

7) Where do you see trees? *n*



8) Where do you see houses? *y*

9) Where do you see a car? *y*

10) What do you see in the street? *y*



6. Окугула.

Do you see the cow on the farm? I see the cow on the farm.

Do you see the desk in the room or in the street? I see it in the room.


Do you see children on the farm or at school? I see children at school.

Do you see trees in the street or in the yard? I see the trees in the street.

7. Суроолорду окугула жана жооп жазгыла.

1) What do you see in the room?

2) What do you see on the table?



2 1. Сүрөттүн баяндалышын уккула.

⊙ 2. Уккандан кийин окугула.
Cap, hat, dress, shoe, shoes.

3. Окугула жана сүйлөм түзгүлө.
Cap, dress, hat, tie, shoe, shoes, skirt, shirt, trousers, blouse.



4. Окугула жана которгула.

You see a girl. The girl has a dress on. She has a hat on.
The girl has shoes on.

Has she a skirt on?

No, she has not.

Has she a dress on?

Yes, she has.

You see a boy. The boy has a cap on. He has a shirt on.
He has trousers on. He has shoes on.

Has the boy a hat on?
Has the boy a cap on?
Has he shoes on?

No, he has not.
Yes, he has.
Yes, he has.

5. Окугула. Текст боюнча суроолорду бергиле.

I have a friend Mukash. Mukash has a father, a mother and a brother. Mukash has no sister. Their family lives in Osh. Mukash and his brother go to school. Pupils have white



shirts and blue or black trousers on. Brother has a white shirt and blue trousers on. Mukash has a white shirt and blue trousers on. He has black shoes on. His brother has a white shirt and black trousers on. He has black shoes on.

6. Сүрөт боюнча суроого жооп бергиле.

What has the boy on?

7. Сүрөт боюнча баяндап бергиле.

What has the girl on?
The girl has a skirt on.
The girl has a blouse on.
The girl has a dress on.
The girl has a hat on.
The girl has shoes on.
The girl has no shoes on.



9. Төмөнкү үлгү боюнча 5 сүйлөм түзгүлө.

Ү л г ү: I have a hat on.

3 1. Уккандан кийин окугула.

yellow
Moscow

show
window

ow (ou) – show, Moscow

2. Окугула.

a) Show your book. Show the picture. Show the letter «В». Show the teacher your pictures.

b) Open the window. Close the window. Look at the window.

c) Take the yellow rose. Show the teacher your yellow pencil. Have you a yellow blouse?

d) My friends live in Moscow. Sasha and Lena live in Moscow.

Do they live in Moscow? Yes, they do. Do you live in Moscow. No, we don't. Does your friend live in Moscow? Yes, he does.

3. Уккандан кийин окугула.

One, two, three, four, five, six, seven, eight, nine, ten.
One, two, four, one, two, four.

4. Окугула, андан соң салыштыргыла.

a pen – one pen

a dress – **two** dresses

a hat – **four** hats

a blouse – **two** blouses

a horse – **four** horses

a car – one car

a skirt – **four** skirts

a shirt – **two** shirts

5. Окугула жана текст боюнча суроолорду бергиле.

I go to school. I have a friend. My friend goes to school. My friend and I go to school. We go to school. I have a sister and two brothers. My sister and my brothers go to school. They go to school. Boys and girls go to school. Children go to school.

6. Суроолорго жооп бергиле.

1) Have you a yellow dress?

2) Have you a red dress on?

3) Have you a blue skirt?

4) Have you a blue skirt on?

- 5) Has he a hat on?
6) Has Aigul black or red shoes on?

- 7) Have you a blouse or a shirt on?
8) Have you a skirt or trousers on?

7. Төмөнкү үлгү боюнча 4 сүйлөм түзгүлө.

Ү л г ү: I have a father.

- 4 1. Сүрөттөтөр тылгандар боюнча баяндап бергиле.



2. Уккула, окугула, андан соң салыштыргыла.

a book – books	a pen – pens	a blouse – blouses
a desk – desks	a pencil – pencils	a dress – dresses
a map – maps	a ball – balls	a rose – roses
a cap – caps	a cow – cows	a horse – horses

3. Окугула жана которгула.



Look at the picture. You see a nice and small garden. You can see a boy in the garden. You can see his small sister in the garden. The boy has a big red and blue ball. His small sister has a doll. The doll has a blue dress on. The boy has a yellow shirt and brown trousers on. The girl has a nice red dress on. She has red shoes on. Children run and play in the garden.

4. Сүрөткө карап, төмөнкү сын атоочтордон катыштырып аңгеме түзгүлө.

Black, brown, good, green, red, nice, small, white, big, blue, yellow.

5. Окугула жана өз ата-энеңер жөнүндө жазгыла.

My father lives on a farm. He works on the farm. My mother lives and works on the farm. My sisters, my brothers and I live on the farm. We go to school.

6. Окугула.

Do you live in Bishkek?
And where do your father
and mother live?

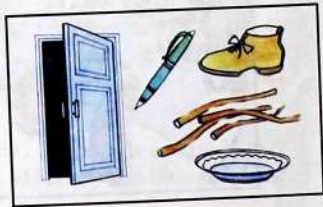
Does your brother live in
Bishkek?

Yes, I live in Bishkek?
They live in Bishkek.

No, he doesn't. He lives
in Moscow.

7. Окугула жана жаттагыла.

One, two,
Take the shoe!
Three, four,
Close the door!
Five, six,
Pick up sticks!



Seven, eight,
Take the plate!
Nine, ten,
A nice red pen!

8. Сүрөт боюнча туура эмес айтылгандарды оңдогула.

Mother has a skirt on.
Mother has a blue blouse on.
She has a red dress on.
She has a white dress on.
She has a hat on.
She has black shoes on.



9. Дептериңерге жазгыла.

One, two, three, four, five, six, seven, eight, nine, ten.

§ 16

1. Сүрөттө тартылгандар боюнча баяндап бергиле.



2. Сүрөткө карап жооп бергиле.

What have they on?

3. Окугула жана суроо бергиле.

Look at my book. You see my English book. You can see nice pictures in the book. I like my English book. I can read it. I can look at the pictures and speak English.



4. Суроолорго жооп бергиле.

1) Do you go to school?

2) Do you read and write at school?

3) Can you read Kyrgyz well?

4) Can you speak Russian well?

5) Can you speak English well?

6) Can you read English well?

7) Do you speak Kyrgyz at your English lessons?

5. Төрт суроо түзгүлө. Минтип баштагыла:

Can you ...

6. Эки суроо түзгүлө. Минтип баштагыла:

Do you ...

7. Зат атоочторду (кара менен басылган) ат атоочтор менен алмаштыргыла.

The girl has a hat on. ... has a red hat on.

My mother works. ... works at the factory.

The boy has good books. ... reads much.

My brother plays football. ... can play football well.

8. Өзүңөрдүн мектебиңер жөнүндө сүйлөп бергиле.

9. Суруолорду окуп, сүрөткө туура келген жоопторду тапкыла.

Where do you see a house?



I see it in the street.

I see the house in the yard.

I see the house on a farm.

10. Суруону окуп, жооп жазгыла.

What have you on?

2

1. Сүрөт боюнча суруо
коюп, жооп бергиле.



2. Окугула жана которгула.

You see our family. I have a father, a mother, a big brother, a big sister and a little brother. My father works at the factory. My mother works at the factory. My sister and I go to school. We have English, Russian and Kyrgyz books. We read, write and speak at school. We have nice pictures in our books. I like our books. Our little brother doesn't go to school. He cannot read or write. He plays and runs in the yard or in the garden. He has a dog. My brother likes it. We live in a big house. We have a yard and a garden. We like our garden. We work and play in our garden.

3. Текст боюнча суроолорду бергиле, жоопторду уккула.
4. Өзүңөрдүн карындашыңар жөнүндө айтып бергиле.
5. Өзүңөрдүн үй-бүлөңөр жөнүндө аңгеме түзгүлө.
6. Суроону окуп, жооп жазгыла.

Where do you live?

- 3 1. Сүрөт боюнча суроо бергиле жана жооп жазгыла.



We live in Alarcha. We live on a farm. My father and mother work on the farm. We have horses, cows and sheep on our farm.

We have lorries, tractors and cars on our farm. We have nice houses and gardens on the farm. We like our farm.

3. Суроолорго жооп бергиле.

- 1) Where do you live?
- 2) Do you live on a farm?
- 3) Where do your father and mother live?
- 4) Where do they work?
- 5) Have you horses on your farm?

- 6) Have you cows on your farm?
- 7) Have you lorries on your farm?
- 8) Have you tractors on the farm?
- 9) Have you nice houses?
- 10) Have you gardens on the farm?
- 11) Do you like your farm?

4. Өз айылыңар жөнүндө сүйлөп бергиле.

5. Окуп чыгып, сүрөткө туура келбеген сүйлөмдөрдү тапкыла.

Jim has white trousers on.

He has black trousers on.

He has a white shirt on.

He has a black shirt on.

He has a hat on.

He has a cap on.

Jim has black shoes on.

He has no shoes on.



6. Суроого жооп бергиле.

What has the boy on?



7. Уккула, окуп чыгып жаттагыла.

Little Jack Horner

Little Jack Horner sat in the corner,


Eating his Christmas pie,

He put in his thumb and pulled out a plum

And said «What a good boy am I!»

4

1. Сүрөттө тартылгандар боюнча суроо бергиле, жоопторду уккула.



2. Окугула.

We live in Bishkek. We go to school. We have a nice playground at school. We can play football, tennis, hockey on the playground. Small children can play ball on the playground. They can run and jump on the playground. We like our playground. We like our school.

3. Суроолорго жооп бергиле.

- 1) Where do you live?
- 2) Do you live in Bishkek?
- 3) Do you go to school?
- 4) Have you a nice playground at school?
- 5) Can you play football on the playground?
- 6) Can you play tennis on the playground?
- 7) Can you play hockey?
- 8) Can small children run and jump on the playground?
- 9) Do you like your playground?

4. Кайсы оюндарды биле турганыңарды айткыла.
5. Волот кандай оюндарды биле турганын айтып бергиле.
6. Мектебиңердеги спорт аянтчасы жөнүндө сүйлөп бергиле.

III ЧЕЙРЕК

§ 17

1. Read the dialogue and act it out.

Good morning!
Nice to see you
again!



2. Look and speak about the family.



3. Listen and read.

Listen, study, too, study, listen, too.

4. Read.

My mother works at the factory. **My** father works at the factory, **too** . I go to school. **My** little sister goes to school, **too**. **My** brothers go to school, **too**. We live in Bishkek. **My** friends live in Bishkek, **too**.

5. Read.

I study at school. I study English, Russian and Kyrgyz at school. My sisters study at school, too. My friend goes to school. He studies English, Russian and Kyrgyz at school. My little brother does not go to school. He does not study. Do you study? Yes, I do. Does your sister study? No, she does not. Does your friend study at school? Yes, he does.

6. Read and compare.

I study – he studies
We study – she studies
Jane and Jim study – Dan studies.

7. Read.

You see a family. You see a father, a mother, three sisters and two brothers. The family lives in Ortalysh. They live in a small house. The father works on a farm. The mother works on the farm, too. The children go to school. The children do not work. They study at school.



8. Answer the questions.


- 1) Do you see a family?
- 2) Do you see a father?
- 3) Do you see a mother?
- 4) Do you see children?
- 5) Does father work?
- 6) Where does he work?

- 7) Does mother work? 10) Do they go to school?
 8) Where does she work? 11) Where do children go?
 9) Do children work? 12) Where do children study?

9. Write.

I study well. My brother studies well, too.

2 1. Look and say.



2. Listen and read.

- | | |
|--------------------------|---------------------------|
| Who goes to school? | Who works at the factory? |
| Who lives in Bishkek? | Who has a ball? |
| Who has an English book? | Who studies well? |

3. Read.

- | | |
|---------------------------|-----------------|
| Who works at the factory? | My father does. |
| Who works at school? | My teachers do. |
| Who lives in Osh? | We do. |
| Who lives in Kemin? | My friend does. |
| Who likes dolls? | The girls do. |

4. Read.

- | | |
|---------------------|--------------------------|
| Who sees the horse? | I see the horse. |
| Who lives in Osh? | Our family lives in Osh. |

Who works at the factory? Asan works at the factory.
Who works on the farm? My father and my mother
work on the farm.

5. Read.

Who has a dog? I have. I have a dog. Who has a pen?
My friend has. My friend has a pen. Who has English
books? We have. We have English books. Who has a cap
on? My brother has. My brother has a cap on.

6. Read.

Has your sister a black cat?	Yes, she has.
Has your sister a small dog?	No, she hasn't.
Has your sister a black cat or a small dog?	Yes, she has.
Who has a black cat?	She has a black cat.
	My sister has.

7. Read and compare.

Who has shoes on? I have. Have you shoes on? Yes,
I have. Who has a red shirt? Asan has. Has Asan a red
shirt? Yes, he has.

8. Read and answer the questions.

- 1) Who has skirt and blous on?
- 2) Who has shirt and trouser on?
- 3) Who has a hat on?
- 4) Has she a blue or red dress on?
- 5) Have you a cap on?
- 6) Has your brother a white shirt on?
- 7) Has your sister a blue dress on?

9. Read and write.

Who works at the factory? My father does.

Who studies at school? Pupils do.

3

1. Look and ask questions.

2. Listen and read.

Hand, many, how many,
hand, many, how many.

3. Read.

I have **many** books. You have many pens in your hand.
You see many desks in the classroom. We see many trees
in the garden.

We can see many roses in the yard. They see many
pictures in their books.

4. Read.

How many desks do you see in the room? We see ten
desks in the room. How many books do you see in my hand?
We see two books in your hand. How many pencils do you
see in my hand? I see five pencils.

How many books
do you see on the desk?
I see ten books on the
desk.

5. Answer the questions.

Look at the picture.

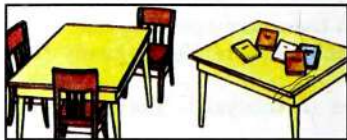
1) What have chil-
dren in their room?



- 2) Have children many books in their room?
- 3) Who has many books?
- 4) How many English books have they?
- 5) Where do you see many books?

6. Read.

I have a sister Aigul. Aigul has books. She has Kyrgyz, Russian and English books. She can read Kyrgyz, Russian and English. Aigul can speak Russian well. She can speak English well, too. Aigul has many good Kyrgyz, Russian and English books.

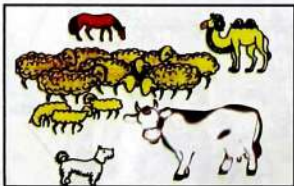


7. Look at the picture and ask «How many» questions.

8. Look at the picture and ask «Where» questions.

9. Answer the questions.

- 1) How many brothers have you?
- 2) How many sisters have you?



4 1. Look and ask questions.

2. Say what you can see in the picture.

3. Read and compare.

I have a book in **my** hand.
You have a book in **your** hand.
He has a cap in **his** hand.

She has a doll in **her** hand.
We have roses in **our** hands.
They have hats in **their** hands.

4. Read.

Bukesh lives on a farm. She lives in Chong-Kemin. Bukesh has a mother, a father, two brothers and a sister. Her father works on a farm. Her mother works on the farm, too. Her brothers go to school. They study at school. Her sister does not go to school. She does not study.

5. Answer the questions on the text.

- 1) Where does Bukesh live?
- 2) Has she a father?
- 3) Has she a mother?
- 4) Has she sisters and brothers?
- 5) Do her father and mother work at the factory?
- 6) Do they work on a farm?
- 7) Does Bukesh go to school?
- 9) Does her sister go to school?
- 10) Does her sister study?

6. Answer the questions.

- 1) Have you sisters?
- 2) Have you brothers?
- 3) Do they study at school?

1. Read the dialogue and act it out.

Hello!

Nice to see you again!

2. Listen and read.

Eleven, twelve, thirteen, fourteen, fifteen, sixteen, seventeen, eighteen, nineteen, twenty, twenty-one, twenty-two... thirty.



3. Read. Ask «How many» questions.

We have a door in our classroom. We have two windows in our classroom. We have three maps in our classroom. We have a table and twenty desks in our classroom. We have twenty-four children in our classroom. We have seven girls and seventeen boys in our classroom. We have many books, pens and pencils in our classroom.

4. Ask your friend questions on the text.
5. Look and ask questions.

How many _____ do you see in the picture?



6. Count from 1 to 20.

7. Write in letters: 11, 12, 13, 14, 15, 16, 17, 18, 19, 20.

2 1. Look and say.



2. Listen and read.

this Yes, it is.
that No, it is not.
it No, it isn't.
is



3. Listen and read.

This is a pen
This is a tree.
This is a red rose.

That is a pencil.
That is a garden.
That is a white blouse.

4. Read.

Is this a pen? Yes, it is.
Is this a bus? No, it is not.
Is it a book? Yes, it is.
No, it is not = No, it isn't.

Is that a pencil? Yes, it is.
Is that a lorry? No, it is not.
Is it a tractor? No, it is not.

5. Read.

This is a lorry.
Is this a car? No, it isn't.
Is this a lorry? Yes, it is.



That is a lorry, too.
Is that a car? No, it isn't.
Is that a lorry, too? Yes,
it is.

What is this? This is a lorry.

What is that? That is a lorry.

6. Read.

This is a table. The table is black. That is a desk. The desk is green. This is a chair. That is a chair, too. This chair is big. And that chair is small. You see a rose on the table. The rose is red. That is a book. That book is on the table, too. This table is in the room. That desk is in the room, too. This big chair is in the room. That small chair is in the room, too.

7. Ask questions on the text.

8. Read and write.

This is a lorry. That is a car. This is a street. That is a house.

3 ① 1. Listen and read.

a) Farmer, worker, doctor.

b) I am Bukesh. I am a girl. I am 10. I am a pupil.

2. Read.

I am a boy. I am Karim.

My name is Karim. I am a pupil. I am at school.

Am I a boy? Yes, I am.

Am I in the street?

Am I a pupil? Yes, I am.

No, I am not.

What is my name?

Where am I?

My name is Karim.

I am at school.

3. Read.

My name is Bolot. I am not a small boy. I am big. I am 11. I go to school. I am a pupil.

4. Read. Speak about your mother.

Who is this?
What is her name?
What is your mother?

This is my mother.
Her name is Burul.
My mother is a worker.

5. Read.

Who is that girl?
What is Mary?
Has Mary brother?
Who is her brother?
What is John?

That is Mary.
She is a student.
Yes, she has.
He his John.
John is a doctor.

6. What can you say about Mary and her brother?

7. Read. Describe Mike and his father.

Who is this boy?
Is Mike a pupil?
Who is his father?
Is his father a worker?
What is he?
Does his mother work?
Where do they live?

It's Mike.
Yes, he is.
His father is John Smith.
No, he is not.
He is a doctor.
No, she doesn't.
They live in London.

8. Look and ask questions.



9. Answer the questions.

- 1) What is your name?
- 2) What is your father?

- 3) What is your mother?
- 4) Where do they work?

4

1. Look and ask questions.



2. Read.

My name is Jumash. I am 10. I go to school. I have a father, a mother, two sisters and a brother. My father is a doctor. My mother is a teacher. My sisters and a brother go to school. They study at school.

3. Read.

Their father is a worker. His mother is a farmer. Our teacher is Aigul Karimova. Her sisters is a teacher. Your brother is a student. My friend is a pupil.

4. Read.

IS IT SIX OR NINE?

This is Nick. He is in the garden. That is Pete. Pete is a small boy, too. Pete is in the garden, too. The boys play in the garden and see a figure on the ground, (figure – can) Nick looks and says, «Look, Pete, that is nine.» Pete looks at the figure and says, «No, it isn't nine. It is six.» Nick looks and says, «No, it isn't nine. It is six.» Nick looks and says,



«No, no, it is not six, it is nine!» Pete looks and says, «No, it is not nine, it is six!» Who can say, is it six or nine?

5. Answer the questions on the text.

- | | |
|-------------------------|------------------------------------|
| 1) Is Nick a small boy? | 7) Where do the boys play? |
| 2) Is he in the garden? | 8) Do they play in the garden? |
| 3) Has Nick a friend? | 9) What do they see in the garden? |
| 4) What is his name? | 10) What does Nick say? |
| 5) Who is his friend? | 11) What does Pete say? |
| 6) Is Pete his friend? | 12) Can you say what is it? |

6. Read.

I am a girl. My name is Cholpon. I am 10. I have a father and a mother. I live in Bishkek. I go to school. I am a pupil. I have many books. I like my books.

7. Describe yourself.

8. Listen, read and learn by heart.

What is this?	This is a pen.
And what is that?	And that is a cat.

9. Write.

My name is I have a friend. His (her) name is

§ 19

1. Read the dialogue and act it out.

How do you do?
It's good to see
you again.



2. Read the text.



JIM

Jim is a little boy. He is five. Jim is not a pupil. He doesn't go to school. He cannot read or write. Jim has many books. But he does not read his books. He likes pictures in his books. Jim has a big green-and-red ball. Jim has a dog. It is small. It is white and black. Jim likes his dog. He likes his ball, too. He takes his ball and runs to the garden. The dog runs to the garden, too. Jim plays in the garden. He runs and jumps. The dog runs and jumps, too. Jim speaks to the dog. The dog is his good friend.

3. Ask questions on the text.

4. Describe Jim.

5. Answer the questions.

- 1) Have you a brother or a sister?
- 2) Is your brother (sister) big?
- 3) Is he (she) small?
- 4) Has he (she) books?
- 5) Can he (she) read and write?
- 6) Has your brother (sister) a dog?
- 7) Has he (she) a cat?
- 8) What has he (she) ?
- 9) Where does he (she) go?
- 10) Where does he (she) play?
- 11) Do you like your little brother (sister)?

6. Read.

I am a boy. My name is Joy. I live in London. I am eight. I go to school. I am a pupil. I have a father and a mother. I have no sisters and brothers. I have many books. I have a ball. I have a dog. I like my ball. I like my dog.

7. Ask questions on the text.

8. Describe Joy.

9. Describe your friend.

2 1. Listen and read.

You are a pupil.

Are you a pupil? Yes, I am.

Are you a worker? No, I am not.

What are you? I am a pupil.

2. Read.

Are you a student? No, you are not.

Are you a farmer? No, you are not.

Are you a doctor? No, you are not.

Are you a pupil? Yes, you are.

What are you? You are a pupil.

Are you in the street? No, you are not.

Are you in the room? Yes, you are.

Are you in the street or in the room?

You are in the room.

Where are you? You are in the room.

3. Listen and read.

A lamb. Our sheep has two lambs. The lambs are white.

I look after the lambs. I like my lambs.

Have you a lamb? Yes, I have. Is it small? Yes, it is.

Do you look after your lamb? Yes, I do.

4. Answer the questions.

- | | |
|-----------------------------|---|
| 1) What is your name? | 7) Are you a pupil or a student? |
| 2) Are you a boy? | 8) Are you in the street? |
| 3) Are you a girl? | 9) Are you in the classroom? |
| 4) Are you a boy or a girl? | 10) Are you in the classroom
or in the street? |
| 5) Are you a pupil? | 11) Where are you? |
| 6) Are you a student? | |

5. Read.

This is my father. That is my mother. My father is a worker. My mother is a worker, too. My father and mother are workers. This is my brother, too. His name is Mukash. Jumash and Mukash are my brothers. They are pupils. My brothers are pupils.

I have many friends. My friends are pupils. They are pupils. I have a sister. My sister and I are pupils. We are pupils. My sister and I are good friends. We are good friends.

6. Read and say about Arslan and his brothers?

Have you a brother, Arslan?	Yes, I have.
How many brothers have you?	I have two brothers.
What are their names?	Their names are Bolot and Marat.

Are Bolot and Marat pupils? Yes, they are.

Are you and your brothers good friends? Yes, we are good friends.

7. Read and compare.

I am a pupil.	My sister and I are pupils. We are pupils.
You are a pupil.	You are pupils, Bolot and Marat.
Sam is a pupil.	
Nell is a pupil.	Sam and Nell are pupils. They are pupils.

8. Look and ask questions.



9. Write.

I ... a lamb. It ... small.
My lamb ... white. It ... nice.

3

1. Listen and read.

How old are you? I am 10. I am 10 years old.
How old is Bolot? He is 11 years old.

2. Read.

How old are you? I am 11. I am 11 years old.
How old is your sister? She is 5. She is 5 years old.
How old is your friend? He is 12. My friend is 12 years old.
How old is Marat? Marat is 12. My friend is 12 years old.
How old is Arslan? Arslan is 15. Arslan is 15 years old.

3. Read and compare.

I am 11. I am 11 years old.
You are 10. You are 10 years old.
Ann is 5. Ann is 5 years old.
My father is 30. My father is 30 years old.

4. Listen and read.

This is my friend. His name is Arslan. My friend's name is Arslan.

This is girl. Her name is Nell. The girl's name is Nell.

This is my mother. Her name is Burma. My mother's name is Burma.

5. Read.

I have a sister. My sister's name is Bukesh.

I have a brother. My brother's name is Aibeck.

I have a friend. My friend's name is Bolot.

I see a girl. The girl's name is Jane. Jane's dress is red.
Jane's shoes are brown.

6. Read.

This is the boy's ball. That is Jane's bag. This is Kate's doll. That is my sister's book.

7. Read and describe Mary's mother.

Who is this?

How old is Mary?

Is Mary a pupil?

Who is that?

Who is Mary's mother?

What is Ann Brown?

How old is Ann Brown?

This is Mary Brown.

Mary is fourteen years old.

Yes, she is.

That is Mary's mother.

She is Ann Brown.

Ann Brown is a teacher.

She is thirty-three years old.

8. Write.

I have a brother. My brother's name is ... He is ...
years old.

4 1. Read.

You see my father. My father's name is Mukash Karimov.

My father is a teacher. He works at school. My father has many books. You



can see my father's books. His books are in the bookcase and on the table.

2. Speak about Mukash Karimov.

3. Read. Ask questions on the text.

Bolot and I are friends. We go to school. We are pupils. We study well. We are good pupils. We are good friends.

4. Read.

I have a friend. His name is Jim. Jim's father is a worker. He works at a factory. He is thirty-two. Jim's mother is a worker, too. She works at the factory. Jim's mother is twenty-six. Jim has two sisters. Their names are Ann and Jane. Ann is five years old, Jane is seven years old. Ann likes dolls. She has a big nice doll. The doll's name is Kitty. Jane doesn't like dolls. She has no dolls. Jane has a cat. The cat's name is Mag. Jim has a dog. The dog's name is Rex. Jim likes Rex. Rex likes Jim.

5. Answer the questions on the text.

- | | |
|----------------------------------|------------------------------|
| 1) What is your friend's name? | 8) Has Jim sisters? |
| 2) What is Jim's father? | 9) Has he brothers? |
| 3) What is Jim's mother? | 10) Has Ann a doll? |
| 4) How old is Jim's father? | 11) What is the doll's name? |
| 5) How old is Jim's mother? | 12) Has Jane a cat? |
| 6) Where does Jim's father work? | 13) What is the cat's name? |
| 7) Where does Jim's mother work? | 14) Has Jim a dog? |
| | 15) What is the dog's name? |
| | 16) Does Jim like his dog? |

6. Describe Jim. Describe Jim's father. Describe Jim's sister Jane.

7. Answer the questions.

- | | |
|---------------------------------|------------------------------------|
| 1) What is your name? | 9) How old is your friend? |
| 2) How old are you? | 10) Have you a dog? |
| 3) Have you a sister? | 11) What is your dog's name? |
| 4) What is your sister's name? | 12) Have you a cat? |
| 5) Have you a brother? | 13) What is your cat's name? |
| 6) What is your brother's name? | 14. Describe your friend. |
| 7) Have you a friend? | 15. Describe your friend's family. |
| 8) What is your friend's name? | |

8. Write.

I have a ... Her (his) name is She (he) is ... years old.

§ 20



- 4 ⦿ 1. Read the dialogue and act it out.

Jane: Hi! Nelly.

Nelly: Hi! Jane. How are you?

Jane. Very well, thank you. And how are you getting on?

Nelly. I am doing fine. Thank you.

- ⦿ 2. Listen and read.

Milk, milk-farm, look, look after, camel, milk, milk-farm, look, look after, camel.

3. Listen and read.

This is **milk-farm**. You can see cows on the milk-farm. Farmers **look after** cows on the milk-farm. They look after sheep, lambs, horses and **camels**.

4. Read.

This is Bolot. That is Bolot's family. Bolot's father is a farmer. He works on a farm. He **looks after** horses. Bolot's mother is a farmer, too. She looks after cows. Bolot has a sister and a brother. Bolot's brother is big. He is eighteen. He is a student. He studies in Bishkek. The brother's name is Beck. Bolot's sister is twelve. Her name is Burul. Burul is a pupil. She studies at school. Bolot is a pupil, too. He is ten years old. Bolot lives in Chong Kemin.

5. Ask questions on the text.

6. Describe Bolot's family.

7. Write.

Milk, milk-farm, look after, camel.

2 1. Listen and read.

Time, o'clock, half, past, a quarter, minute, half past, a quarter past, a quarter to, ten minutes past, five minutes to. What is the time? What time is it?

2. Look, listen and read.



It is one o'clock. It is two o'clock. It is three o'clock.
 It is four o'clock. It is five o'clock. It is six o'clock. It is
 seven o'clock. It is eight o'clock. It is nine o'clock. It is
 ten o'clock. It is eleven o'clock. It is twelve o'clock.

3. Read.



It is half past one.

It is a quarter past two.

It is a quarter to two.

It is ten minutes past five.

It is five minutes to seven.

4. Read.

At half past nine.

At five minutes to seven.

At three o'clock.

At a quarter to four.

At twenty minutes past eleven. At a quarter past nine.

5. What time is it?



6. Say the time.

6.30, 8.25, 4.30, 6.55, 12, 2.05, 2.40, 2.30, 9.15, 9.45.

7. Read.

I have a friend. My friend's name is Asan. Asan goes
 to school. He is a pupil. He goes to school at 8 o'clock.

Asan's father is a worker. He works at a factory. He goes to the factory at half past seven. Asan's mother works at school. She goes to her work at half past 1.

8. Ask questions on the text.

9. Write the time. Example: It is five o'clock.

8.20, 9.30, 6, 11.15, 8.40, 9.50, 6.11, 15.

3 1. Listen and read.

come	I come to school at 8 o'clock.
home	I come home at one o'clock.
get up	I get up at half past seven.
when	When do you go to school?
	When do you come home?

2. Read.

I get up at half past seven. I go to school at eight o'clock.

I come home at one o'clock.

My father gets up at six o'clock. He goes to his work at seven o'clock. He comes home at four o'clock.

My mother gets up at a quarter to six. She goes to the milk-farm at six o'clock. She comes home at ten o'clock.

3. Read.

This is my father. You see my father on the farm. He is a farmer. He looks after horses.

My father likes horses. I like horses, too. I come to the farm and look at the father's hor-



ses. My father gets up at six o'clock and goes to his farm. He comes to his work at a quarter past six. He comes home at three o'clock.

4. Ask questions on the text.

⊙ 5. Listen and read.

When do you get up?	When does your father get up?
When do you go to school?	When does he go to the factory?
When do you come home?	When does he come home?

6. Read.

When do you go to school?	I go to school at eight o'clock.
When does Bolot go to school?	He goes to school at two o'clock.
When does your friend go to school?	My friend goes to school at 9 o'clock.
When do Sam and Jim go to school?	They go to school at half past nine.

7. Read and answer the questions.

I have a father. My father's name is Bolot Aliev. My father lives on a farm. He works on the farm, too. He looks after sheep. My father gets up at six o'clock. He goes to his work at seven o'clock. He comes home at three o'clock.

- | | |
|------------------------|---------------------------------|
| 1) Have you a father? | 5) What does he do at his work? |
| 2) What is his name? | 6) When does he get up? |
| 3) Where does he live? | 7) When does he go to his work? |
| 4) Where does he work? | 8) When does he come home? |

8. Describe your father.

9. Read and ask «When» questions.

My mother is a farmer. She looks after cows. She gets up at six o'clock. She goes to the milk-farm at half past six. She comes home at twelve o'clock.

10. Read.

I have a friend. My friend's name is Jumash. Jumash is a pupil.

He goes to school. Jumash gets up at seven o'clock. He goes to school at eight o'clock. He comes home at one o'clock.

11. Read, answer and write.

When do you get up? When do you go to school? When do you come home?

12. Listen, read with the teacher and learn by heart.

Hickory dickory dock
Hickory dickory dock,
The mouse ran up the clock.
The clock struck one,
And down he run,
Hickory dickory dock.



4 1. Look and say.

2. Read and answer
the questions on the text.



This is my friend. Her name is Kate. Kate goes to school. She is a pupil. Kate gets up at half past seven.

She goes to school at half past eight. Kate comes home at a quarter to two. Kate reads books, plays ball. Kate has a cat. The cat's name is Murka. Murka is grey. It is nice. Kate likes her cat.

- 1) Who is your friend?
- 2) What is your friend's name?
- 3) Is Kate a student?
- 4) Is she a pupil?
- 5) When does Kate get up?
- 6) When does she go to school?
- 7) When does Kate come home?
- 8) Does Kate like books?
- 9) Does she play ball?
- 10) Has Kate a cat?
- 11) What is the cat's name?
- 12) Is it nice?
- 13) Does Kate like her cat?

3. Look and answer the questions.

- 1) Who is this?
- 2) How old is Jane?
- 3) Is Jane a student?
- 4) Is she a pupil?
- 5) Does she go to school?
- 6) What has Jane?
- 7) What is the doll's name?
- 8) Does Jane like her doll?
- 9) When does Jane get up?
- 10) When does her doll get up?



4. Answer the questions.

- 1) What is your name?
- 2) How old are you?
- 3) When do you get up?
- 4) Do you go to school?
- 5) Are you a pupil?
- 6) Is your school good?
- 7) Where do you read and write?
- 8) When do you go to school?
- 9) When do you come home?
- 10) Where do you play?
- 11) Have you a dog?
- 12) Have you a cat?
- 13) What are their names?

5. Describe your day.
6. Describe your friend's day.
7. Write about your dog.

I have The dog's name It is I like

§ 21

1. Read the dialogue and act it out.



Roy. Hi, Sam!
Sam. Hi, Roy, How is life?
Roy. O. K.

2. Look and answer the questions.



- 1) Who is this?
- 2) What is his name?
- 3) Is he your father?
- 4) Is he your friend's father?
- 5) Is he a worker?
- 6) Is he a farmer?

- 7) Where does he work?
- 8) When does he get up?
- 9) When does he go to his work?
- 10) When does he come home?

3. Look at the picture and ask questions.



4. Read.

Mukash lives on a farm. His family lives on the farm. Mukash has sisters and brothers. He has four brothers and five sisters. Their father works on the farm. Their mother doesn't work. She has much work at home. Their father looks after sheep and lambs. Mukash's elder brothers and sisters do not live on the farm. They live in Osh. They study in Osh. They are students. Mukash and his little sister Madina are pupils. They go to school. They get up at seven o'clock. They come to school at eight o'clock. Madina comes home at twelve o'clock. Mukash comes home at half past one.

5. Answer the questions.

- 1) Where does Mukash live?
- 2) Where does his family live?
- 3) How many sisters and brothers has Mukash?
- 4) What are his father and mother?
- 5) Where do they work?
- 6) What does his father do?
- 7) Does his mother work?
- 8) Has she much work at home?
- 9) Does Mukash go to the farm?
- 10) What does he do on the farm?
- 11) Does he like lambs?
- 12) What is Madina?
- 13) When does Madina get up?
- 14) When does Mukash get up?

6. Describe Mukash's family.

7. Describe your family.

8. Ask your friend questions about his (her) family.

9. Write.

Our family lives in My father is a He works My mother She is I have My sister My brother

2 1. Listen and read.

Do, after, with, help, morning, in the morning, afternoon, in the afternoon, evening, in the evening.

2. Read.

a) When do you get up? I get up at seven o'clock **in the morning**. Do you go to school in the morning? Yes, I do. When do you go to school? I go to school at eight o'clock in the morning.

b) When do you come home? I come home **in the afternoon**. I come home at two o'clock in the afternoon. What do you do in the afternoon? I play in the afternoon. I help my mother in the afternoon.

c) Do you go to school **in the evening**? No, I don't. What do you do in the evening? I read books in the evening. I play in the evening.

d) Do you **help** your mother? Yes, I do. When do you help your mother? I come home and help my mother. Do you help your mother in the afternoon? Yes, I do. Do you help your mother in the evening? Yes, I do. In the evening I help my mother **about the house**.

e) I play **with** my friend. I go with my sister on the farm. I play with my dog.

f) What do you do **after** school? I help mother after school. I go home after school. I come home, after that I help my mother. I play after school.

g) What do you do in the afternoon? I do my lessons.

3. Read.

When do you get up?	I get up at a quarter to seven.
When do you go to school?	I go to school at eight o'clock.
What do you do at school?	We read and write, we speak

English, Russian and Kyrgyz
at school.

What do you do after school?

I help father and mother on
the farm.

What do you do on the farm?

I look after lambs.

Do you play with your friend
after school?

Yes, I play with my friend
after school.

Do you play with your dog
after school?

Yes, I do.

What do you do in the evening?

I read books in the evening.
I speak with father and
mother in the evening. I
play with my sister in the
evening.

4. Answer the questions.

- 1) When do you get up?
- 2) When do you go to school?
- 3) What do you do at school?
- 4) When do you come home?
- 5) What do you do after school?
- 6) Do you help father and mother?
- 7) What do you do on the farm?
- 8) Do you play in the afternoon?
- 9) Do you read books in the evening?

5. Describe your day.

6. Write.

I go to school I come home I read books

3 1. Read.

Bolot is a boy. He is eleven years old. He is a pupil. He has a father, a mother and a brother. His father and mother

are farmers. They work on the farm. Bolot's mother looks after cows. His father looks after horses. They get up at six o'clock and go to the farm. Bolot gets up at half past seven. He goes to school at eight o'clock in the morning. At school he works: he reads, writes and speaks English, Russian and Kyrgyz. He comes home at one or two o'clock in the afternoon. After school Bolot helps his father on the farm. He looks after horses. Bolot likes horses. Bolot has many friends. He plays with his friends. They play football or hockey. They play with Bolot's dog. The dog's name is Polkan. The boys and the dog are friends. They run and play in the yard. In the evening Bolot is at home. He reads books. He plays with his little sister. He speaks with his mother and father.

2. Answer the questions on the text.

- | | |
|------------------------------------|---|
| 1) Who is the boy? | 9) When does Bolot's father go to the farm? |
| 2) How old is he? | 10) When does Bolot get up? |
| 3) Does he go to school? | 11) When does he go to school? |
| 4) What are his father and mother? | 12) When does he come home? |
| 5) Where do they work? | 13) What does he do after school? |
| 6) What does Bolot's mother do? | 14) What does he do in the evening? |
| 7) What does Bolot's father do? | |
| 8) When do they get up? | |

3. Read.

BOLOT'S BROTHER

Bolot has a brother. Bolot's brother is big boy. His name is Jumash. Jumash is seventeen years old. He is not

a pupil. He is a student. He is a good student. He studies well. Jumash doesn't live with his family. He lives in Bishkek. He studies in Bishkek.

4. Answer the questions on the text.

- | | |
|----------------------------|--------------------------------|
| 1) Who is Bolot's brother? | 5) Is he a pupil or a student? |
| 2) Is he a little boy? | 6) Is he a good student? |
| 3) Is he a big boy? | 7) Where does he live? |
| 4) How old is he? | 8) Where does he study? |

5. Describe your elder brother.

6. Say what you do in the morning, in the afternoon, in the evening.

7. Write about your elder sister.

4 1. Look and answer the questions.



- 1) Who is this?
- 2) What is his name?
- 3) Is he a pupil?
- 4) How old is he?
- 5) Does he study?
- 6) Does he study well?
- 7) What books has he in his hand?
- 8) What has he on?

2. Answer the questions.

- | | |
|------------------------------|----------------------------------|
| 1) When do you get up? | 4) When do you help your mother? |
| 2) When do you go to school? | 5) When do you play? |
| 3) When do you go home? | 6) When do you read books? |

3. Answer the questions.

- 1) What do you do in the morning?
- 2) What do you do in the afternoon?

4. Ask and answer the questions.

- 1) Who is your brother?
- 2) Is he pupil or a student?
- 3) Does he study or work?
- 4) Where does he live?
- 5) Does he help your father and mother?

5. Answer the questions.

- 1) Who is your friend?
- 2) Is he (she) a pupil?
- 3) Has he (she) many sisters and brothers?
- 4) When does he (she) go to school?
- 5) When does he (she) come home?
- 6) Does he (she) help his (her) father and mother?
- 7) Do you play with your friends?
- 8) Do you play football?
- 9) What games do you play with your friend?

6. Ask your friend questions about his (her) family.

7. Ask your friend questions about his (her) elder brother.

8. Describe your friend's day.

9. Describe your day.

§ 22

1. When we meet our friends we say:

How do you do?

Hello!

Hi!

Good morning! (afternoon, evening)

Haven't seen you for ages!

It's good to see you again!

How are you?

Nice to see you again!

Possible replies:

How do you do.

Hello!

Hi!

Good morning!

(afternoon,

evening)

2. Look at the picture and ask questions.



3. Read and answer the questions.

- | | |
|------------------------------------|--|
| 1) Is this your elder sister? | 6) Does she live with her father and mother? |
| 2) What is her name? | 7) Where does she live? |
| 3) Is she a pupil? | 8) Does she study or work? |
| 4) Is she a worker? | 9) Does she study (work) well? |
| 5) Does she live with your family? | |

4. Say what you can' about your elder sister.

5. Ask your friend questions about his (her) elder sister.

6. Say what you can' about your friend's elder sister.



7. Look picture and answer the questions.

- | | |
|---------------------------------|--|
| 1) Is this your little brother? | morning? in the afternoon, in the evening? |
| 2) What is his name? | 7) Does he help father and mother? |
| 3) Is he a pupil? | 8) Does he help you? |
| 4) Does he read and write? | 9) Is he a good boy? |
| 5) Can he read and write? | |
| 6) What does he do in the | |

8. Speak about your little brother.
9. Ask your friend questions about his (her) little brother.
10. Write.

I go to school I come home I play I read

2 1. Listen and read.

Come in, every day, today, absent, lesson, the fourth form.

2. Read.

a) The teacher says «**Come in**» and the pupil comes in. The teacher comes in and the pupils stand up.

b) We have five **lessons**. This is our English lesson. The English teacher comes in and we have our English lesson. We have Kyrgyz, Russian and English lessons at school.

c) We have five or six lessons **every day**. We go to school at eight o'clock every day. Mother goes to the farm every day.

d) We have many lessons today. My mother doesn't go to her work today. They have five lessons today.

e) Who is on duty today? I am. Who is **absent** today? Bolot is. Bolot and Jumash are absent today. Three pupils are absent today. Jim, Jane and Jack.

f) **What form are you in?** I am in the fifth form. What form is your friend in? What form is Jane in? We are in fifth form. She is in the seventh form. They are in the sixth form.

3. Read.

Are you on duty today, Marat?

No, I am not.

Who is on duty today?

Bolot is.

Who is absent today?

Jumash is.

Are Jane and Kate absent?

No, they are not.

Is Ann absent today?
Who is absent today?
How many lessons do you have today?
What lessons do you have today?

No, she is not.
Mukash is.

We have five lessons today.
We have English, Russian and Kyrgyz lessons today.

4. Read.

What form are you in?
What form is Bolot in?
What form is your sister in?

I am in the fifth form.
He is in the fifth form, too.
She is in the seventh form.

5. Ask your friend questions

6. Write.

The teacher comes ... and we have our English ...

3 1. Answer the questions.

- 1) Have you an English lesson today?
- 2) Are you on duty today?
- 3) Is your friend absent today?
- 4) Is he on duty today?
- 5) Who is on duty today?
- 6) Who is absent today?
- 7) Is Mukash absent today?

2. Read.

AT SCHOOL

Children go to school. They study at school. They have five or six lessons every day. Children go to school in the morning. At school they read, write and speak. They speak Kyrgyz, Russian and English.

When the teacher comes in, the children stand up and say, «Good morning, teacher!» The teacher says, «Good morning, children! Sit still!»

The pupil on duty stands up. The teacher asks. «Who is absent?» The pupil on duty answers, «Two children are absent. Bolot and Temir are absent.»

3. Read.

English children go to school five days a week (жумада). They have seven lessons every day. Children come to school at half past nine in the morning. And they go home at four o'clock in the afternoon.

4. Read.

How many lessons have English children every day? They have seven lessons every day.

When do they come to school? They come to school at half past nine in the morning.

When do they go home? They go home at four o'clock in the afternoon.

5. Say what you can about English school.

6. Read.

Aisha is a big girl. She is fifteen. She is in the ninth form.

She goes to school in the afternoon. Aisha has five or six lessons every day.

Aisha is on duty today. She cleans the classroom. She opens the windows. She says, who is absent.

Aisha comes home in the evening. She does her lessons in the morning.

7. Write.

Every day, today, absent, lesson, the fourth form, the fifth form, the sixth form, the seventh form, the eighth form, the ninth form.

- 4**
1. Ask questions about your school.
 2. Ask your friend questions about his (her) school.
 3. Say what you can about your English lesson.
 4. Read and compare.

four – the **fourth**
five – the **fifth**
six – the **sixth**
seven – the **seventh**

eight – the **eighth**
nine – the **ninth**
ten – the **tenth**

5. Say what time it is.

12.15, 1.30, 9.20, 8.10, 8.30.

6. Read.

WHO IS ABSENT?

The pupils read and write at their English lessons. They speak English, too.

Every day the teacher says, «Good morning, children!» The children answer, «Good morning!»

The teacher says, «Sit down, please,» and the pupils sit down. At every lesson the teacher says, «Who is on duty?» The pupil on duty stands up and says, «I am.» The teacher asks, «Who is absent today?» And the pupil on duty answers. But one day the teacher comes in and asks, «Who is absent today?» The pupil on duty is Bolot. He stands up and says, «I am.»

The pupils and the teacher laugh (күлүшөт).

7. Answer the questions.

- 1) What do the pupils do at their English lessons?
- 2) Do they speak English?
- 3) What does the teacher say every day?


- 4) What do the pupils answer?
- 5) What question does the teacher ask every lesson?
- 6) What question does the teacher ask one day?
- 7) And what does Bolot answer?
- 8) Who laughs?

8. Write «do» or «does».

- 1) What ... the pupil on duty say?
- 2) What ... the teacher ask?
- 3) What ... the children do at their lessons?
- 4) Where ... your father and mother work?

§ 23

- 1** 1. Read the dialogue and act it out.




Mr. Black. How do you do, Mr. Brown?

Mr. Brown. How do you do, Mr. Black?

Mr. Black. Haven't seen you for ages! How are you?

Mr. Brown. Very much the same, thank you.

2. This is Bolot's classroom. Describe it.



3. Listen and read.

A bookcase, bring, begin, copy-book, begin, bring, copy-book.

4. Read.

OUR ENGLISH CLASSROOM

This is our English classroom. We have our English lessons in this classroom. This is a table. The table is big and black. Our teacher sits at this table. We have ten desks in the classroom. The desks are green. The pupils sit at the desks. You can see a map and a blackboard. You can see many chairs in the room. You can see two bookcases in the classroom. We have our English books and nice pictures in the bookcases. Our classroom has three big windows and a door. The classroom is big and nice. The pupils on duty come to the classroom and clean it. They clean the blackboard. They open the windows. When the pupils come to their English lesson, they bring their bags with books, copy-books, pens and pencils. They bring nice pictures to their English lesson, too. They look at the pictures and speak English. They describe the pictures. When the pupils come to the classroom, they take their places at the desks. They sit still. The English teacher comes in and our English lesson begins.

5. Ask questions on the text.
6. Say what you can about your English classroom.
7. Say what you can about your English lesson.
8. Say what you do in the afternoon.
9. Say what you do in the evening.

10. Write «do» or «does» or «can».

Can Bolot speak English well? Yes, he

Does he read well? Yes, he

Do pupils write at their lessons? Yes, they

Do you like your English lessons? Yes, we

2 1. Listen and read.

Know, people, these, those, is over, are over, late, is late, are late, bed, go to bed.

2. Read.

a) English people speak English. I see many people in the street. Many people live in our town. How many people live in Bishkek?

b) He knows Russian and Kyrgyz well. Mother knows English well. I know this boy. Do you know that girl?

c) This is a book. **These** are books.

That is a pen. **Those** are pens.

This is a boy. **These** are boys.

That is a girl. **Those** are girls.

d) I come to school at ten minutes past eight. Our lessons **begin** at half past eight. My friend comes to school at a quarter to eight. His lessons begin at eight o'clock. When do your lessons begin? Our lessons begin at nine o'clock. When do Bolot's lessons begin? His lessons begin at two o'clock.

e) Our lessons are over at one o'clock. Our English lesson is **over**, we stand up and say, «Good-bye, teacher!» Is the lesson over? Yes, it is. No, it isn't. The lesson is not over, sit still!

f) The lessons begin at eight o'clock, and Nick comes to school at half past eight. Nick is **late** today. Are you

late today? No, I am not. Is Sam late? Yes, he is. Sam is late today.

g) This is my **bed**. That is your bed. The bed is good,
h) When do you **go to bed**? I go to bed at eleven o'clock. My brother goes to bed at ten o'clock.

3. Answer the questions.

- 1) When do you go to school?
- 2) When do your lessons begin?
- 3) When does your sister (brother) go to school?
- 4) When do her (his) lessons begin?
- 5) Do you know your lessons today?
- 6) Do you know lessons every day?
- 7) Do you know your English lesson?
- 8) Do you study well?
- 9) Does your friend study well?
- 10) When are your lessons over?
- 11) When can you go home?
- 12) When do you go to bed?

4. Describe your day.

5. Ask your friend questions, begin with: *Do you know ...*

6. Ask your friend questions, begin with: *When do you...*

7. Make up your sentences. Write them.

Know, people, these, those, is over, late, is late, are late, bed, go to bed.

3 1. Read.

AT SCHOOL

We go to school in the morning. Our school begins at half past eight. We come to school at eighth o'clock or at ten minutes past eight. We have five or six lessons every

day. Today we have six lessons. At the lessons we read and write and listen to our teachers. We study at our lessons. We study Kyrgyz, Russian and English. We know our lessons well.

2. Ask questions on the text.
3. Read.

MY DAY

I get up at seven o'clock. I go to school at eight o'clock. School is over at one o'clock and I come home. In the afternoon I do my lessons. I study much. I know my lessons well. After that I play with my friends, my brothers and sisters. I help my mother. I go to the farm and look after small lambs. I like the lambs. They are nice. In the evening I am at home. I help my mother about the house. I speak and play with my sisters and brothers.

4. Answer the questions.

- 1) When do you get up?
- 2) When does your school begin?
- 3) When are your lessons over?
- 4) When do you come home?
- 5) Do you study well?
- 6) Do you know your lessons well?
- 7) Do you play with your friend?
- 8) When do you play with your sisters and brothers?
- 9) What games do you play?
- 10) Do you help your mother?
- 11) What do you do on the farm?
- 12) What do you do in the evening?
- 13) Do you sit late in the evening?
- 14) When do you go to bed?

late today? No, I am not. Is Sam late? Yes, he is. Sam is late today.

g) This is my **bed**. That is your bed. The bed is good,
h) When do you **go to bed**? I go to bed at eleven o'clock. My brother goes to bed at ten o'clock.

3. Answer the questions.

- 1) When do you go to school?
- 2) When do your lessons begin?
- 3) When does your sister (brother) go to school?
- 4) When do her (his) lessons begin?
- 5) Do you know your lessons today?
- 6) Do you know lessons every day?
- 7) Do you know your English lesson?
- 8) Do you study well?
- 9) Does your friend study well?
- 10) When are your lessons over?
- 11) When can you go home?
- 12) When do you go to bed?

4. Describe your day.

5. Ask your friend questions, begin with: *Do you know ...*

6. Ask your friend questions, begin with: *When do you...*

7. Make up your sentences. Write them.

Know, people, these, those, is over, late, is late, are late, bed, go to bed.

3 1. Read.

AT SCHOOL

We go to school in the morning. Our school begins at half past eight. We come to school at eighth o'clock or at ten minutes past eight. We have five or six lessons every

day. Today we have six lessons. At the lessons we read and write and listen to our teachers. We study at our lessons. We study Kyrgyz, Russian and English. We know our lessons well.

2. Ask questions on the text.

3. Read.

MY DAY

I get up at seven o'clock. I go to school at eight o'clock. School is over at one o'clock and I come home. In the afternoon I do my lessons. I study much. I know my lessons well. After that I play with my friends, my brothers and sisters. I help my mother. I go to the farm and look after small lambs. I like the lambs. They are nice. In the evening I am at home. I help my mother about the house. I speak and play with my sisters and brothers.

4. Answer the questions.

- 1) When do you get up?
- 2) When does your school begin?
- 3) When are your lessons over?
- 4) When do you come home?
- 5) Do you study well?
- 6) Do you know your lessons well?
- 7) Do you play with your friend?
- 8) When do you play with your sisters and brothers?
- 9) What games do you play?
- 10) Do you help your mother?
- 11) What do you do on the farm?
- 12) What do you do in the evening?
- 13) Do you sit late in the evening?
- 14) When do you go to bed?

5. Ask your friend questions about his (her) day.

6. Read, answer and write.

When do you get up? When do you go to bed?

7. Listen, read with the teacher and learn by heart.



Brush, brush, brush your teeth
Till they're clean and white.
Brush them, brush them,
Brush them, brush them,
Morning, noon and night.

4 1. This is Bolot's sister.
Describe her day.

2. You have a little brother.
He doesn't go to school. Describe
his day.



3. Read and compare.

in the morning

in the afternoon

in the evening

at two o'clock

at half past nine

at ten minutes past eight

4. Read.

OUR FRIENDS

The children ask their teacher, «Do you know everything?» (бардыгы). The teacher says «I know much, but I don't know everything. People cannot know everything. But they have good friends and teachers. They help people.

And I have good friends and teachers, too. They help me. «Where are your friends and teachers?» ask children. The teacher comes to the bookcase, opens it and children see many books in it. The books are in the bookcase.



«These are my friends and teachers», he says. «Books are our good friends and teachers», he says.

5. Answer the questions on the text.

- 1) What do the children ask their teacher?
- 2) Does the teacher know much?
- 3) Does he know everything?
- 4) What do the children see in the bookcase?
- 5) Who helps the teacher?
- 6) Are the books our friends and teachers?

6. Answer the questions.

- 1) Have you many books?
- 2) Do you like your books?
- 3) Do your books help you?
- 4) Are they your friends?

7. Answer and write.

- 1) Have you books?
- 2) Do they help you?
- 3) Do you like your books?

1. Read the dialogue and act it out.



Good night!
See you later.

2. This is Bolot's brother. Describe his day.



3. Read.

NICK IS LATE

It is evening. It is nine o'clock. Mother says, «Go to bed, Nick.» But Nick doesn't go to bed. He plays, he reads a book. Nick goes to bed when it is eleven o'clock. In the morning mother says, «Get up, Nick, it is seven o'clock.» And mother goes to her work. Nick doesn't get up at seven o'clock. When he gets up it is eight o'clock. He comes to school at half past eight. When Nick comes to the classroom the pupils are in the classroom. They are at their desks.

The teacher is in the classroom, too. But Nick is late. He is at the door.

4. Ask questions on the text.

5. Speak about Nick.

6. Listen and read.

The door **of** the room; the windows **of** the classroom; the pupils **of** the fourth form; the playground **of** our school; the yard **of** the farm; the workers **of** the factory; the cows and horses **of** our farm; the pictures **of** the book.

7. Read and compare.

Bolot's father	the door of the room
my friend's books	the pictures of the book
Nick's sister	the yard of the farm

8. Read.

Are the pictures of this book nice? Yes, they are. I like the pictures of this book.

Are the windows of our classroom open? No, they are not. The windows of our classroom are not open. Where is Bolot? He is in the yard of the farm.

9. Write.

The door ... the room is white. The windows ... the classroom are clean.

2

1. Look and listen
teacher



2. Listen and read.

Breakfast, dinner, supper, get ready, holiday, March, cake, flower, the International Women's Day, salt, sugar, tea, for.

3. Make up sentences.

The International Women's Day, March, breakfast, dinner, supper, get ready, holiday, flower, for, tea, salt, sugar.

4. Read.

a) We have **breakfast** in the morning. When do you have breakfast? We have our breakfast at half past seven. When does your father have his breakfast? My father has breakfast at seven o'clock. When does your mother have her breakfast? My mother has her breakfast with children.

b) When do you have **dinner**? We have our dinner at 2 o'clock. Does your father have his dinner with you? Yes, he does. When does Nick have dinner? He has it at four o'clock.

c) We have **supper** in the evening. When do you have your supper? We have it in the evening. We have our supper at eight o'clock in the evening.

d) Who **gets** the dinner **ready**? Mother gets the dinner ready. Who gets the dinner ready for the family? My

mother does. My sister helps her. She gets the breakfast ready for the family. Do you get the dinner ready? No, I don't.

e) **March**, the 8th of March, the eighth of March.

f) We have a **holiday** on the eighth of March. Do we have a holiday on the eighth of March? Yes, we do. When do we have a holiday? We have a holiday on the eighth of March.

g) I like **cakes**. Do you like cakes? Yes, I do. Can you get the cakes ready? Yes, I can. Can your sister get the cakes ready? Yes, she can. Does she like cakes? Yes, she does.

h) Have you **flowers** in the yard of your school? Yes, we have. We have many nice flowers. Can you see many flowers in the streets of Bishkek? Yes, we can. Do you see flowers in the streets of Osh? Yes, we do.

5. Answer the questions.

- 1) When do you have your breakfast?
- 2) Who gets the breakfast ready for you?
- 3) When do you have your dinner?
- 4) Who gets the dinner ready for the family?
- 5) When do you have your supper?
- 6) Who gets the supper ready for the family?
- 7) Do your father and mother have supper with children?

6. Answer the questions.

- 1) When do we have a holiday?
- 2) What holiday is it?
- 3) Do you like this holiday?
- 4) Do you bring flowers to your mother on this day?

7. Write.

I have my breakfast at I have my dinner at I have my supper at

3 1. Read.

It is the 8th of March today. We have a holiday. It is the International Women's Day. This is the holiday of our mothers, of our elder sisters and of our teachers. Children and fathers bring flowers to mothers on that day. Pupils bring flowers to their teachers.

2. Read.

Is it the eighth of March today? Yes, it is.

Do we have a holiday? Yes, we have a holiday today.

What holiday is it? It is the International Women's Day.

What do children bring to their mothers on that day? They bring flowers.

3. Read.

Nick and Sam are two boys. They are brothers. They live with their father and mother.

It is the 8th of March. It is a holiday. It is the International Women's Day. Nick and Sam get up at half past six today. They clean the rooms. The boy's father gets up at half past six, too. He gets the breakfast ready. He gets the cake ready for their breakfast. The boys help their father. At half past seven they say, «Mother, get up, breakfast is ready. These flowers are for you! This cake is for you, too!» They have tea with milk and the cake for their breakfast.

4. Answer the questions.

- 1) Who are the boys?
- 2) Are they brothers?
- 3) Do they live with their father and mother?
- 4) What day is it today?
- 5) When do the boys get up?
- 6) When does their father get up?
- 8) What do they do?
- 9) When is breakfast ready?
- 10) What do they say to mother?

5. Answer the questions.

1) What do you do for your mother on the 8th of March? 2) Do you clean the rooms? 3) Do you get the dinner ready? 4) Do you get the cake ready? 5) Do you bring flowers? 6) Do you help mother on that day? 7) Do you help mother every day?

6. Write.

It is holiday today. It is the International Women's Day. It is the holiday of my mother.

- 4** 1. Look and say what is in the picture.



2. Read the rhyme.

Come, come, come,
Come to Mother little Ann!
Come to Mother little Dan!
Mother has a doll for Ann.
Mother has a ball for Dan.

3. Read the rhyme.

Breakfast in the morning,
Dinner in the day,
Tea comes after dinner,
Then comes time to play.

4. Read.

English people like tea with milk. They call (айтышат) it white tea. They like their white tea with sugar.

Kyrgyz people like tea with milk, too, but they like it with salt.

5. Answer the questions.

- 1) Who gets the breakfast ready for your family?
- 2) Do you help your mother?
- 3) Who gets the dinner ready for your family?
- 4) Who gets the supper ready for your family?

6. Write.


Mother ... the breakfast ... for the family. Children ... her.

§ 25

1. Read the dialogue and act it out.

Good-bye for the
pre sent! Remember me
to your mother.

Thank you. So long!



2. Look and listen to the teacher.



3. Listen and read.

must

I must go to school.

I must help my mother.

You must help your little sister.

4. Read.

The pupils must listen to the teacher. The pupils must sit still at their lessons. They must study well.

5. Read.

Must he come? Yes, he must come.

Must the pupils sit still at their lessons? Yes, they must.

What must the pupils do at their lessons? The pupils must listen to the teacher. They must read, write and speak at their lessons.

They must sit still and listen to their teacher.

What must I do? You must help his little sister.

6. Read.

The pupils on duty must clean the blackboard. They must clean the table. They must open the window. They must clean the classroom. They must clean the desks.

7. Read.

Nurlan and Nurbeck come to their classroom at eight o'clock.

They are on duty today. They open the windows, clean the desk, clean the teacher's table. They put the teacher's chair at the table.

The boys do their work well. The classroom is clean and nice.

It is half past eight, the children of the fifth form come in and take their places. The teacher comes in and the lesson begins.

8. Answer the questions.

- 1) What must the pupils on duty do?
- 2) Must they clean the desks?
- 3) Must they clean the table?
- 4) Must they clean the blackboard?
- 5) Must they open the windows?

9. Answer the questions.

1) Are you on duty today? 2) What must you do when you are on duty?

10. Write.

I ... come to school at eight o'clock. I ... study well.

11. Listen, read with the teacher and learn by heart.

My mom say, I must be quiet.

My dad says, I mustn't shout.

My mom say, I must eat fruit.

My dad says, I mustn't eat chips.

My mom say, I must drink milk.

My dad says, I mustn't drink coke.

My mon say, I must be good.

My dad says, I mustn't be nauty.



2

1. Listen and read.

Wash up, dishes, water, buy, bread, butter, some, shop, dress, put on, may.

2. Read.

a) **May** I come in? Yes, you may. May I buy some cakes? Yes, you may. May I take your book? Yes, you may.

b) I **wash up** the dishes after dinner. What do you do after dinner? I help my mother. I wash up the dishes and clean the room. Who washes up the dishes? I do.

c) I **water** the flowers. You must water the flowers every day. Do you water your roses every day? Yes, I do. We must water the trees in our garden. Must you water the trees in your garden? Yes, we must.

d) Go to the shop, Bolot!

Do you go to the **shop** every day? Yes, I do.

e) What do you **buy** at the shop? I buy sugar, salt and tea. Do you buy tea at the shop? Yes, I buy tea at the shop.

f) I **dress** my little sister. I **put** my shoes **on**. When I go to school I put my white blouse and my blue skirt on. I put my shoes on.

g) **some** milk, some butter, some bread, some water, some tea, some salt, some sugar. Buy some bread at the shop. Bolot, go to the shop and buy some cakes.

3. Read.

Jamila is fourteen years old. She helps her mother about the house. She washes the dishes up. She cleans the room. She goes to the shop. She buys bread, butter, tea at the shop. She studies well, too. She does her lessons and helps mother with little children. She washes and dresses her little sister and brother. She plays with her little sister and brother.

4. Answer the questions.

- 1) How old is Jamila?
- 2) Does she help her mother?
- 3) What does she do?
- 4) Does she go to the shop?
- 5) What does she buy at the shop?
- 6) Does Jamila study well?
- 7) Does she play with her little sister and brother?
- 8) Does she dress and wash her little sister and brother?

5. Answer the questions.

- 1) Do you help your mother about the house?
- 2) What do you do?
- 3) Do you go to the shop?
- 4) What do you buy at the shop?
- 5) Have you little sisters or brothers?
- 6) Do you look after small children?
- 7) Do you wash and dress your little sisters and brothers?

6. Write.

I go to the shop. I buy and ... at the shop.

3

1. Read.

My sister and I live on a farm. We do not go to school today. We get up at eight o'clock today. We wash and dress and have our breakfast. We have bread and butter and some milk. We like milk. We help our mother. We wash dishes after breakfast and dinner, clean the rooms and go to the shop. We buy some bread, butter, tea and cake at the shop. When we come home, we take our little brother and go to the garden. We play in the garden. In

the evening we play with our friends, we read books. We go to bed at ten o'clock.

2. Answer the questions on the text.

- | | |
|--|---|
| 1) Have you a sister? | 9) Do you help your mother about the house? |
| 2) Where do you live? | 10) What do you do? |
| 3) Do you go to school today? | 11) Do you go to the shop? |
| 4) When do you get up? | 12) What do you buy at the shop? |
| 5) Do you wash? | 13) Do you play with your brother? |
| 6) Do you dress? | 14) What do you do in the evening? |
| 7) Do you have your breakfast? | 15) When do you go to bed? |
| 8) What do you have for the breakfast? | |

3. Answer the questions.

- | | |
|--|-------------------------------------|
| 1) Have you a sister? | 7) When do you have your breakfast? |
| 2) Have you a brother? | 8) What do you have for breakfast? |
| 3) How many sisters have you? | 9) Do you help your mother? |
| 4) Where do you live? | 10) How do you help your mother? |
| 5) Do you wash and dress in the morning? | 11) What do you do in the evening? |
| 6) What do you put on? | |

4. Describe your family.

5. Describe your day.

6. Answer and write.

- 1) When do you have your breakfast? 2) What do you have for breakfast?

1. Look and say.



2. Answer the questions.

- 1) Where do you live?
- 2) When do you get up in the morning?
- 3) What do you have for your breakfast?
- 4) When do you go to school?
- 5) When do you go home?
- 6) What do you do after dinner?
- 7) When do you do your lessons?
- 8) Have you little sisters or brother?
- 9) Do you look after your little sisters and brothers?
- 10) Do you play with your little sisters (or brothers)?

3. Read.


When our lessons are over I go home. At home I have my dinner, wash up the dishes and go to the shop. I buy some bread, or some butter, or some tea. At half past four I sit down at my desk and do my lessons. In the evening I play with my little sister. I play with my friend or I read books.

4. Ask questions on the text.
5. Say what you do in the afternoon.
6. Write about your day.

1. Read the dialogue and act it out.

Good-bye!

Hope we'll meet soon!



2. Look and listen to the teacher's story.



3. Look and say what you see in the picture.



4. Answer the questions.

- 1) When do you go to school?
- 2) When do your lessons begin?

- 3) When are your lessons over?
4) What do you do at your lessons?
5) When do you come home?

5. Read and ask questions on the text. *


Our school is big and good. We have many classrooms in our school. The classrooms are big, clean and nice. The pupils on duty must look after the classrooms. They clean the classrooms. We have many nice flowers in the classrooms and in the yard of our school. We have a playground at school. Pupils play football or hockey on the playground.

6. Read and ask questions on the text.

Tom comes to school. He sees a little girl at the door of the school. The girl has a big doll in her hand. Tom comes to the girl and she says, «I must see a teacher.» Tom asks, «What teacher must you see? What form are you in? And how old are you? Are you a pupil?» «Dont't ask so many questions,» says the girl. «I am not a pupil. I am five. But my Kitty must go to school.» The girl looks at her doll. «Kitty says, she must study.»



- 2 1. Look and listen to the teacher's story.



2. Look and say what you see in the picture.



3. Answer the questions.

1) Do you help your mother? 2) Do you help your father?

4. Speak about your father.

Begin: «My father lives He is My father works»

5. Say how you help your father on the farm.

6. Say how you help your mother on the milk-farm.

7. Read.

Our farm is good. We have many cows, horses, camels, sheep on the farm. We have many lorries, cars, tractors on the farm. My father and mother work on the farm. They are farmers. My father looks after sheep and lambs. My mother looks after cows.

We have good houses on our farm. We live in these houses. We have good gardens on the farm. We like our farm.

3

1. Look and listen to the teacher's story.



2. Look and say what you see in the picture.



3. Answer the questions.

- 1) Do you help your father and mother?
- 2) What do you do after dinner?
- 3) What do you do on the farm?
- 4) Have you small children in the family?
- 5) Do you help your small sisters and brothers?

4. Read and ask questions on the text.

Burma comes home in the afternoon. She has dinner with her mother and brother. After dinner she helps her mother. She washes the dishes up. She cleans the room. She goes to the shop. At the shop she buys some tea, some bread and butter. Burma sees cakes at the shop. She goes home and says, «Mother, may I buy some cakes for supper?» Mother answers, «Yes, you may.» Burma goes to the shop and buys some cakes. In the evening mother, Burma and her brother have tea with cakes for their supper.

5. Read and ask questions.

LITTLE JANE

We see mother and her two girls, Mary and little Jane. Mary is a big girl. She is twelve. She goes to school. She studies much. In the afternoon she must do her lessons. She helps her mother about the house. In the evening Mary reads books. She likes books. She reads much. Mary doesn't play with her



little sister. She has no time. Little Jane doesn't go to school. She has much time. She plays much. Jane says, «Mother, may I go to the garden? May I take my doll and play in the garden?» Mother says, «Yes, you may.»

One day Jane says, «Mother, may I take my ball and go to the street? May I play in the street?» Mother says, «No, you must not. You must play at home». Jane says, «I don't like the word (сөз) «must». I don't like the word «mustn't». I like the words «Yes, you may!»

4

1. Look and listen to the teacher's story.



2. Look and say what you see in the picture.



3. Say what time it is.

12.30, 1.45, 9.30, 8.45, 5.30.

4. Answer the questions.

- 1) What do you do in the morning?
- 2) When do you study at school?
- 3) When do you come home after school?
- 4) When do you help your mother?
- 5) When do you do your lessons?
- 6) When do you play?
- 7) What do you do in the evening?
- 8) When do you go to bed?

5. Read and ask questions.

Look at the picture. This is a picture of Bishkek. It is big. You can see many green trees in the streets of Bishkek. You can see many big and nice houses. You can see many flowers in the streets of Bishkek. You can see many red, yellow and white roses in the streets of Bishkek. You see many cars, buses in the streets. We have shops and schools in Bishkek.



IV ЧЕЊРЕК

§ 27

- 1 1. When we part with people we usually say:

Good-bye!

Good-bye for the present!

Bye-bye!

Bye!

So long.

See you later (tomorrow).

Good night (in the evening).

Remember me to your mother (sister, brother. ...)

Possible replies:

Thank you for coming!

Thank you. Keep well!

Hope we'll meet soon.

2. Listen and read.

All the pupils are in the classroom. **All** the time. You ask questions **all** the time. You speak at the lessons **all** the time.

3. Listen and read.

The teacher comes in and asks, «Who is on duty?» Sam stands up and says, «I am.» The teacher asks, «Who is absent today?» Sam answers, «All the pupils are in the classroom.» Jim asks questions all the time. Jim has many questions.

4. Read.

«I am on duty», Sam says, «I must clean the blackboard». Sam comes to the window, opens it. He goes to the table and cleans the table. Sam cleans the blackboard and the desks. It is eight o'clock. Pupils come in and sit down at the desks. The teacher comes in. The teacher says, «Who is on duty today, children»? Sam stands up and says, «I am». The teacher asks, «Who is absent»? Sam answers, «All the pupils are in the classroom today».

5. Ask questions on the text.

6. Answer these questions.

- 1) What must you do when you are on duty?
- 2) What must you do when you come home?
- 3) When must children go to bed?
- 4) How must you study?
- 5) How must all the pupils study?

7. Write.

All the pupils... study well. Pupils on duty ... clean the classroom. They ... open the windows. When the teacher comes in all the pupils ... stand up.

2



1. Listen
and read.



Sunday, Monday, Tuesday, Wednesday, Thursday, Friday, Saturday. These are the days of the week. A week has seven days.

On Saturday and Sunday people do not work. It is the **week-end**. People have a rest on a week-end.

On week-ends we have a rest, we **go to see** our friends. They go to see their friends.

2. Read

A week has seven days. Do you know their names? They are: Sunday, Monday, Tuesday, Wednesday, Thursday, Friday and Saturday. We go to school six days a week. We go to school on Monday, on Tuesday, on Wednesday, on Thursday, on Friday and on Saturday. We do not school on Sunday. Saturday evening and Sunday is our week-end. My father goes to his work on Monday, Tuesday, Wednesday, Thursday and Friday. He doesn't go to his work on Saturday and Sunday. Saturday and Sunday is his week-end.

3. Read.

What does your father do on his week-end? He reads books. He speaks with his children, he helps mother about the house. He goes to see his friends. My father has a good rest on his week-end.

4. Answer the questions.

- 1) What are the days of the week?
- 2) On what days do you go to school?
- 3) On what days are you at home?
- 4) When do you have a rest?
- 5) What do you do on your week-end?

5. Write.

We have ... days in a week. We go to school on ..., ..., ..., ..., We do not go to school on

3 1. Read.

We have seven days in a week. We go to school six days a week. We go to school on Monday, on Tuesday, on Wednesday, on Thursday, on Friday and on Saturday. At school we have our English lessons four days a week: Monday, Wednesday, Friday and on Saturday. We speak English at these lessons. We read the texts and speak English. We have our Russian lessons on Tuesday, Wednesday, Friday and Saturday. We speak Russian at these lessons. We have our Kyrgyz lessons every day: on Monday, Tuesday, Wednesday, Thursday, Friday and Saturday. We speak, read and write Kyrgyz at our Kyrgyz lessons.

2. Answer the questions.

- 1) How many days do we have in a week?
- 2) What are their names?
- 3) On what days do you go to school?
- 4) Do you go to school on Sundays?
- 5) On what days are you at home?

3. Read.

English children go to school five days a week. They go to school on Monday, Tuesday, Wednesday, Thursday, and Friday. They do not go to school on Saturday and on Sunday. They have seven lessons every day. Their lessons begin at half past nine or at ten o'clock. Their lessons are over at four o'clock.

4. Answer the questions.

- 1) How many days a week do the English children go to school?
- 2) When do they stay at home?
- 3) How many lessons do they have every day?

- 4) When do their lessons begin?
- 5) When are their lessons over?
- 6) On what days do English children go to school?

5. Read and compare.

in the morning	at five o'clock	on Sunday
in the afternoon	at half past three	on Monday
in the evening	at ten minutes to	on Wednesday

6. Write.

Monday, Tuesday, Wednesday, Friday, Saturday.

4 1. Read.

I have a friend. His name is Bolot. We are at the English lesson. The teacher asks Bolot about his family and Bolot says, «My father, my mother and I live in Bishkek. We are three in the family. My father is a doctor. He goes to his work five days a week. He doesn't go to his work on Saturday and Sunday. On father's week-end my father and mother go to their friends. Their friends live in Issyk-Ata. My father and mother have their rest with their friends. They have a good rest.»

2. Answer the questions on the text.

- 1) What is Bolot's father?
- 2) How many days a week does he work?
- 3) On what days does he go to his work?
- 4) Does Bolot's father go to his work on Saturday and on Sunday?
- 5) Where do Bolot's father and mother go on their week-end?
- 6) Do they have a good rest?

3. Your mother has a friend. Her friend lives Your mother goes to her friend on the week-end. Describe your mother's week-end.

4. Describe your week-end.

5. Write about your week-end.

§ 28

1. Look and listen to the teacher.

2. Look and answer the teacher's questions.



3. Answer the questions.

- 1) Have you a friend?
- 2) What form is he (she) in?
- 3) Does he (she) go to school every day?
- 4) On what days is he (she) at home?

- 5) How many English lessons has he (she) a week?
6) When has he (she) English lessons?

4. Answer the questions.

- 1) Does your father work? 3) On what days does he go
2) Where does he work? to his work?
4) On what days is he at home?

5. Read and ask questions.

Kitty is a little girl. She has a brother. Her brother's name is Dan. Dan is big. He is in the ninth form. He goes to school on Monday, Tuesday, Wednesday, Thursday, Friday and Saturday. Kitty is at home. She doesn't go to school. She is small. Kitty says, «My brother knows much. He has many books. He can read his books. I like my brother».

6. Write.

I don't go to school on Sunday. He ... go to school on Sunday. My sister ... go to school on Sunday.

2

1. Listen and read.

Month, year, January, February, March, April, May, June, July, August, September, October, November, December, first, second, third, season, spring, summer, autumn, winter.

2. Read.

A year has 12 months. Their names are: **January, February, March, April, May, June, July, August, September, October, November, December.** The first month is January. The second month is February. The **third** month is March. The **fourth** month is April.

We have four **seasons** in a year. They are: **summer, autumn, winter and spring**. What are the seasons of a year? How many seasons do we have in a year?

3. Answer the questions.

- 1) What is the first month of the year?
- 2) Is **January** the first month of the year?
- 3) What is the second month of the year?
- 4) What is the third month of the year?
- 5) What is the fifth month of the year?
- 6) What is the tenth month of the year?

4. Answer the questions.

- 1) Do you study at school in **June, July and August**?
- 2) Do you study at school in **September, October, and November**?
- 3) Do you study at school in **March, April and May**?

5. Answer the questions.

- 1) What are the months of the year?
- 2) What are the seasons of the year?
- 3) What are the spring months?
- 4) What are the summer months?
- 5) What are the autumn months?
- 6) What are the winter months?

6. Write.

January, February, March, April, May, June, July, August, September, October, November, December.

3 1. Read.

We have four seasons in a year. They are: **spring, summer, autumn and winter**. **March, April and May** are

spring months. June, July and August are summer months. September, November and October are autumn months. December, January and February are winter months.

2. Answer the questions.

- 1) How many months has a year?
- 2) How many seasons has a year?
- 3) What are the spring months?
- 4) What are the summer months?
- 5) What are the autumn months?
- 6) What are the winter months?

3. Read.

What is the first day of the week?

What is the second day of the week?

What is the third day of the week?

What is the fourth day of the week?

What is the fifth day of the week?

What is the sixth day of the week?

What is the seventh day of the week?

Monday is the first day of the week.

Tuesday is the second day of the week.

Wednesday is the third day of the week.

Thursday is.

Friday is.

Saturday is.

Sunday is.

4. Read.

Children go to school in autumn, in winter, in spring. They don't go to school in summer. Children go to school in September, October, November, December, January,

February, March, April and May. They don't go to school in June, July and August. Pupils have a rest in summer.

5. Ask questions on the text.

6. Answer and write.


What is the first month of the year?

What is the second month of the year?

What is the third month of the year?

4

1. Look and answer the teacher's questions



2. Read and compare.

one – the **first**

two – the **second**

three – the **third**

four – the **fourth**

five – the **fifth**

six – the **sixth**

seven – the **seventh**

eight – the **eighth**

nine – the **ninth**

ten – the **tenth**

eleven – the **eleventh**

twelve – the **twelveth**

3. Read and ask questions on the text.

BOB

«I like summer», says little Bob. «I do not go to school in summer. I can run and sing and play. I like it. I can read good books. In summer I play with my friends all the day».

4. Answer the questions.

1) Do you like summer? 2) What can you do in summer?

5. Read and ask questions on the text.

LITTLE DORIS

Doris is a little girl. She goes to school for the first time. When she comes home, her mother asks her, «Do you like your teacher, Doris?»

Doris says, «Yes, I like her. But she doesn't know much! «How is it?» asks mother.

«Oh, she asks questions all the time!» says Doris.

6. Answer the questions.

1) Do you study in summer? 2) Do you study in winter?

3) When do you study?

7. Answer and write.

What seasons do you like?

8. Write.

Seasons, spring, summer, autumn, winter, first, second, third.

9. Listen, read with the teacher and learn by heart.

Spring is green,

Autumn is yellow

Winter is white,

Summer is bright.

1. When we want somebody to listen to us, we say:

Excuse me!

Pardon me!

Sorry to interrupt.

Look here.

Just a minute.

I say.

Hi!

Possible replies:

Yes?

What is it?

What can I do for you?

What do you want?

What?

2. Look and answer the teacher's questions.



3. Listen and read.

Cranny. I have a granny. My father's mother is my granny. My mother's mother is my granny, too.

4. Answer the questions.

- 1) How many seasons do we have in a year?
- 2) What are seasons of the year?
- 3) How many months do we have in a year?
- 4) What are the months of the year?
- 5) How many weeks do we have in a month?

- 6) How many days do we have in a week?
- 7) What are the days of the week?
- 8) How many days do we have in a month?

5. Read.

Children do not go to school in summer. They do not study in June, July and August. School doesn't work in summer.

6. Read and ask questions on the text.

I have a granny. My granny doesn't live with our family. She lives in Chon-Aryk. She lives on a small farm. In summer I don't go to school. I don't study in June, July and August. In summer I go to my granny. I go to see her. I live with my granny in summer on her farm. I play all day. I help my granny. I have a good rest.

7. Answer the questions and write.

1) Do you live with your granny? 2) Do you go to see her in summer?

2

1. Listen and read.

Cold, cool, warm, hot, short, long, weather, rain, snow, often.

2. Read.

It is cold today. Is it cold today? No, it isn't. It is cool today. Is it cool today? No, it isn't. It is warm today. Is it warm today? No, it isn't. It is hot today.

3. Read and translate.

We have warm weather in spring. It is warm in spring.
We have hot weather in summer. It is hot in summer.

We have cool weather in autumn. It is cool in autumn.
We have cold weather in winter. It is cold in winter.

4. Read. Remember the answers.

Is it cold in winter?	Yes, it is.
Is it cold in summer?	No, it isn't.
Is it hot in summer?	Yes, it is.
Is it warm in spring?	Yes, it is.
Is it cool in autumn?	Yes, it is.
Is it hot in autumn?	No, it isn't.

5. Read. Remember the answers.

Does it often rain in autumn?	Yes, it does.
Does it rain in winter?	No, it doesn't.
Does it snow in winter?	Yes, it does.
Does it often snow in winter?	Yes, it does.

6. Read.

Are the days long in summer?	Yes, they are.
Are they long in winter?	No, they are not. The days are short in winter.
What are the days in winter?	The days in winter are short.

7. Answer the questions.

- | | |
|---------------------------------------|-----------------------------------|
| 1) Is it cold in summer? | 6) Is the weather cool in autumn? |
| 2) Is it cold in winter? | 7) Are the days long in winter? |
| 3) Is it hot in summer? | 8) Are the days short in winter? |
| 4) Is it hot in winter? | 9) Are the days long in summer? |
| 5) What weather do we have in spring? | |

- 10) Are the days short in summer? 12) When are the days long?
11) When do we have short days? 13) When does it often rain?
14) When does it often snow?

8. Answer the questions.

- 1) Does it rain in summer? 4) Does it snow in spring?
2) Does it snow in summer? 5) Does it rain in autumn?
3) Does it snow in winter? 6) Does it rain in spring?

9. Write.

Cold, cool, warm, hot, rain, snow, short, long.

3 1. Read.



It is spring. March, April and May are spring months. It is warm in spring. It rains in spring. But the rains are warm in spring. You can see flowers in the streets and in the gardens. The trees are green. The weather is nice in spring.

2. Read.



It is summer. June, July and August are summer months. It is hot in summer. The days are long. We have no rains in summer. The weather is hot. The flowers are nice in summer. The trees are green in summer.

3. Read.



It is autumn. September, October and November are the autumn months. The trees are yellow and red in autumn. The weather is cool. It rains in autumn. The rains are cold in autumn. But we have some nice flowers in autumn, too.

4. Read.



It is winter. December, January and February are winter months. It is cold in winter. The streets, the houses and the trees are white with snow. It often snows. The days are short in winter. The weather is cold in winter.

5. Read and ask questions.

It is spring. It is a warm evening in May. Jane and Jack are sister and brother. They like the warm weather. They go to the garden. The trees are green. Their friends come to see Jane and Jack. Children play in the garden. They have a good time.

6. Listen and read and learn.

«In winter I ski and skate,»

Says little Kate.

«In summer we swim»

Says little Jim.

«And what do you do in spring?»

«In spring we play and sing!»

7. Answer the questions and write.

What are the seasons of a year?

8. Listen, read with the teacher and learn by heart.



Oh, rainbow
Oh, rainbow, oh, rainbow,
How lovely are your colors.
Purple, red and orange, too,
Yellow, green and blue so true.
Oh, rainbow, oh, rainbow,
How lovely are your colors.

- 4 1. Read.

Aigul's mother works on a milk-farm. She looks after the cows. She goes to the milk-farm at six o'clock in the morning. Aigul likes her mother's work. She helps her mother on the milk-farm.

2. Ask questions on the text.
3. You like summer. Describe summer.
4. You like autumn. Describe autumn.
5. You like winter. Describe winter.
6. You like spring. Describe spring.
7. Write.

The days are long in summer. They are short in winter.

1. Read the dialogue and act it out.

A. I have no pen, Bill.
Please, give, me
your pen.

B. Take it, please.

A. Thank you.

B. That's all right.



2. Look and listen to the teacher's story.
3. Look and answer to the teacher's questions.
4. Read.

March, April and May are spring months. It is cool in March. It may snow in March. It rains in April and May. But it is warm in April and May. We can see flowers in May. Children like spring. They play in the gardens and parks in spring.

June, July and August are summer months. It is hot in summer. Children do not go to school in June, July and August. They like summer. They can play many games in summer. Boys play rugby or football, basket-ball and tennis. September, October and November are autumn months. In September and in October we have a nice and warm weather. But it is cool or cold in November. It snows in November. On the 1st of September all the pupils go to school.

December, January and February are winter months. It is cold in winter. It doesn't rain in winter, it snows. Children like winter, they like winter games.

5. Ask questions on the text (ex. 3).

6. Answer the questions.

- 1) What season do we have?
- 2) Do you like it? Why?
- 3) What can you say about it?



7. Write.

March, April and May are June, July and August are September, October and November are December, January and February are

2 1. Listen and read.

Graze, field, very, mountain, shepherd, grass, there, fine.

2. Read.

You see a shepherd.
My father is a shepherd,
too. Shepherds look after
sheep.

Who looks after sheep?
The shepherd does.



3. Read.



You see cows and sheep
in the field. The cows and
sheep are in the field. The
field is green. You see
horses in the green field.

4. Read.

Sheep, lambs, horses and camels **graze** in the fields. They graze in the fields. They graze in the green fields.

5. Read and translate.

The **grass** is good in the field. The grass is green in the field. Is the grass good and green in that field? Yes, it is. We see green grass in the gardens of our town. Do you like the green grass in the gardens of our town? Yes, I do.

6. Read and answer question.

You see a cow there. What do you see there? I see a lamb there. Do you see a lamb there? Yes, I do.

7. Read.

The weather is fine today. The weather is fine in spring in our town. Is the weather fine today? Yes, it is. Is the weather fine in spring in our town? Yes, it is.

8. Read and translate.

In summer sheep and cows go to the **mountains**. They graze in the mountains. In spring and in summer the mountains are green with grass. The grass is **very** good in the mountains. The weather is fine in the mountains in summer.

9. You see a shepherd in the picture.

What can you say about the shepherd? Where do you see the shepherd?

Has he many sheep?
Has he dogs?
Do the dogs help the
shepherd?



10. Answer the questions.

- 1) Where do sheep and cows go in summer?
- 2) What do they do in the mountains?
- 3) Is grass good in the mountains?
- 4) Are the mountains green with grass in summer?

11. Write.

Mountains, very, field, shepherd, grass, graze, fine,
there.

3 1. Read.

Many people go to the mountains in summer. They live and work in the mountains in summer. They look after sheep and lambs. They look after horses. They look after cows. Dogs help shepherds. They look after sheep and lambs, too.

2. Read.

Our farm has many sheep, cows and horses. In summer they go to the mountains and graze. Many people go to the mountains and live there in summer. I go there every summer, too. It is very nice there. It is not hot in the mountains in summer. The weather is fine all the time.

3. Answer the questions.

- 1) Do people go to the mountains in summer?
- 2) Do they live there?
- 3) What do they do in the mountains?
- 4) Who grazes in the mountains?
- 5) Is the grass good in the mountains?
- 6) Have shepherds dogs?
- 7) What do dogs do there?

4. Answer the questions.

- 1) Has your farm many sheep?
- 2) Where do they go in summer?
- 3) What do they do there?
- 4) Do you go to the mountains in summer?
- 5) Do you live there?
- 6) Is the weather fine in the mountains?

5. Say what you do in the mountains in summer.

6. Write.

My father goes in summer.

The grass is very good in summer.

- 4** 1. Look and say.



2. Answer the questions.

- 1) Does your father go to the mountains in summer?
- 2) Do you go with your father?
- 3) What does our father do there?
- 4) Is he a shepherd?
- 5) Does he look after sheep?
- 6) Has your father dogs?
- 7) Do dogs help shepherds?

3. Read and ask questions on the text.

I have a friend. His name is Karim. Karim's father is a shepherd. Every summer he goes with his sheep to the mountains. Their family goes to the mountains, too. They live there all summer. Karim likes summer. He likes the mountains. He likes the weather. Karim helps his father and mother. Karim has friends there. He has a good rest in the mountains in summer.

4. Do you like summer? Where do you go in summer?
5. Answer the questions and write.

Do you go to the mountains? When do you go there?

§ 31

1. Read the dialogue and act it out.

May I ask you to give me that book?

- Sure, here you are.



2. Look and say what you see in the picture.



3. Answer the questions.

- 1) Is the weather fine today?
- 2) Is it spring?
- 3) Do you like spring?
- 4) What do the people do on the farms in spring?
- 5) Can you see green grass in the fields and mountains in spring?
- 6) Do the cows and sheep graze in the fields and in the mountains in spring?
- 7) Do horses and camels graze in the mountains in spring?
- 8) Who looks after horses, sheep and lambs?

4. Read and ask questions on the text.

It is spring. It is cool or warm in spring. The trees are green. You can see many flowers in the fields and in the gardens. I like spring very much. The grass is good in spring. Cows, horses, camels and sheep with lambs can graze in the fields and in the mountains. They like the green grass.

5. Answer the questions.

- 1) Do you like spring?
- 2) What weather do we have in spring?

6. Write.

In spring the days are warm and nice; the weather is fine.

2 1. Listen and read.

Happy, gay, laugh, peasant, village, town.

2. Read.

Bishkek is a **town**. Kant and Tockmok are towns. Very many people live in towns. You can see many big and nice houses in towns. You can see many big and nice shops in towns. Chon-Aryk is a **village**. It is not a large village. Kechy-Kemin is a village, too. Some villages are very small and some villages are large. Bystrovka is a large village. **Peasants** live in villages. Peasants work in fields or on farms. My father and my mother are peasants. They work on a farm.

3. Read.

Do we see many children in the parks in spring? Yes, we do. What do children do in the parks? They play and laugh. Are the children happy and gay in spring? Yes, they are. The children are happy and gay.

4. Read.

It is spring. It is May. The trees are nice in the streets. They are green. Aigul likes the day. She goes to the street. In the street Aigul sees her friends. They are Anar and Bermet. The girls come up to Aigul. They speak about the



nice day and about the spring. The girls speak and laugh. They are happy and gay on this spring nice day.

5. Answer the questions.

- | | |
|-------------------------------------|------------------------------------|
| 1) What day is it? | 5) Is it warm? |
| 2) Where does Aigul go? | 6) Does she like the weather? |
| 3) What does she see in the street? | 7) Where does she see her friends? |
| 4) Is it spring? | 8) Are the girls gay? |

6. Read.

ASAN

Asan lives in Karakol. It is a town at the Issyck-Kul lake. Karakol is not a big town. But it is very nice. Asan lives there with his father and mother. Asan's father is a doctor. Asan's mother is a teacher. Asan's father has a mother. She is Asan's granny. He has two brothers. They are peasants. They live in a village. In summer Asan goes to the village. He lives with his granny there.

7. Ask questions on the text «Asan»

8. Write.

Happy, gay, laugh, sing, town, village, peasant.

3 1. Read.

Bolot. Do you know that boy?

Bolot. Does he live in our town?

Bolot. And where does his family live?

Bolot. Has he sisters or brothers?

Asan. Yes, I do. He is my brother's friend. His name is Ruslan.

Asan. Yes, he does. You see, he is a student. He studies in our town.

Asan. His family lives in a small village. It is not far from Osh. His father and mother are peasants.

Asan. Yes, he has three sisters and four brothers. His family is large.

2. Speak about Ruslan and his family.

3. Answer the questions.

- 1) Do you live in a town?
- 2) Do you live in a village?
- 3) Do you live in a town or village?
- 4) Where do you live?

- 5) Are your father and mother peasants?
- 6) Are they workers?
- 7) Are they farmers?
- 8) What are your father and mother?

4. Speak about your family.

5. Speak about your big brother.

6. Write.

I have a sister. Her name is She is ... years old. She studies She lives

4

1. Look and say what you see in the pictures



2. Look at the pictures and ask questions.

3. Read.

OUR TOWN IN SPRING

This is our town. You can see many big and nice houses, many shops, schools and factories in the town. In the streets of the town you can see buses and cars. You can see many trees in the streets and parks of the town. It is spring. It is warm in the town. The trees are green.

4. Ask questions on the text.

5. Read.

This is a village. It is not large. You can see a big new school in the village. You can see a shop. The houses are not big in the village. You can see horses, cows, camels, sheep and lambs in the yards of the farms. You can see lorries, tractors and cars in the streets and on the farms of the village. People work on the farms and in the fields.

6. Ask questions on the text.

7. Answer the questions.

- 1) Where do you live?
- 2) Is it big or small?
- 3) Is it nice in spring?

8. Write your answer to the questions (ex. 5).

9. Listen, read with the teacher and learn by heart.

Rain, rain go away
Rain, rain go away,
Come again another day.
Little Johnny wants to play;
Rain, rain, go to Spain,
Never show your face again!



§ 32

1. Read the dialogue and act it out.



- C. May I ask you to show me that book?
D. With pleasure. Here you are.
C. Thank you.

2. Read.

The 9th of May is Victory Day. All people are in the



streets on that day. All people are happy. They sing and dance. They say, «Long live Victory Day!»

3. Answer the questions.

- 1) When do we have Victory Day?
- 2) What do all people do on the 9th of May?
- 3) Do they sing and dance in the streets on that day?
- 4) Are all the people happy?
- 5) What do the people say?

4. Answer the questions.

- 1) What holiday do you know in May?
- 2) Do you like this holiday?
- 3) What holiday do we have on the 9th of May?
- 4) What do you do on Victory Day?
- 5) Are all the people happy and gay on this holiday?

5. Write.

The ninth of May is Long live

2

1. Listen and read.

Cotton, weed, sugar-beet, grow, Kyrgyzstan.

2. Read.

Wegrow trees and flowers. They grow nice roses. Do they grow red roses? Yes, they do. Do they grow white roses? No, they don't. What roses do they grow? They grow red roses.

3. Read.

~~People~~ **grow cotton in Kyrgyzstan.** They grow cotton in the fields.

Do they grow cotton in the mountains? No, they do not.

Do they grow cotton in the fields or in the mountains? They grow cotton in the fields.

Does cotton like hot weather? Yes, it does.

Does cotton like cool weather? No, it does not. Cotton likes hot weather.

4. Read.

We have no rains in summer. We must water our fields of cotton.

Farmers water the cotton fields.

Do they water their cotton fields? Yes, they do.

5. Read.

The farmers grow **sugar-beets**, too.

They water the fields with sugar-beets in summer.

Do the farmers water the fields in summer? Yes, they do.

What do they grow in the fields? They grow cotton and sugar-beets.

Do they water the fields in summer? Yes, they do.

6. Read.

In spring and in summer farmers weed the cotton fields.

They weed the fields of sugar-beets. Pupils, students and workers help the farmers. They come and weed the fields.

7. Answer the questions.

- 1) What do the farmers grow in the fields?
- 2) Do they grow cotton?
- 3) Do they grow sugar-beets?
- 4) Does it rain in summer?
- 5) Must the farmers water the fields in summer?
- 6) Must they weed the fields in spring and in summer?
- 7) Do the pupils, students and workers help the farmers?
- 8) Who helps the farmers?

3 1. Read.

Farmers work in the fields in spring and in summer. They work in the fields in autumn, too. They grow sugar-beets and cotton. The summer is very hot in Kyrgyzstan. We have no rains in summer. But cotton likes hot weather and much water. The farmers must water the cotton fields. They water the fields where sugar-beets grow, too. In spring and in summer they weed the cotton fields. They weed the fields of sugar-beets, too. Pupils, students and workers help farmers in this work. They help the farmers in the gardens, too.

2. Answer the questions on the text.

- 1) Do the farmers work in the fields in spring?
- 2) Do they work in the fields in summer and in autumn, too?
- 3) What do they grow in the fields?
- 4) Do the farmers grow cotton in Kyrgyzstan?
- 5) Do they grow sugar-beets?
- 6) What do farmers grow in the fields in Kyrgyzstan?

- 7) Is summer hot in Kyrgyzstan?
- 8) Does cotton like much water?
- 9) Does it like hot weather?
- 10) Must the farmers water their cotton fields in summer?
- 11) Must they water the fields of sugar-beets?
- 12) Who helps the farmers?
- 13) Do the farmers weed cotton fields?
- 14) Do they weed the fields of sugar-beets?
- 15) What do the workers, students and pupils do in the fields?
- 16) Do they weed the fields?

3. Answer the questions.

- 1) Do you help the farmers in the fields?
- 2) Do you help the farmers in the gardens?
- 3) Where do you help the farmers?
- 4) When do you help the farmers?

4. Say how your school helps the farm.

5. Write.

We have good on our farm. We help the farmers.
We work in summer.

- 4** 1. Look and answer the teacher's questions.



2. Answer the questions.

- 1) Do we have hot weather in summer?
- 2) Do we have rains in summer?
- 3) Do we have rains in spring?
- 4) Are the spring rains cold or warm?
- 5) Must the farmers water their fields in summer?
- 6) What do the farmers grow in Kyrgyzstan?

3. Read.

Marat likes spring. He likes the weather in spring. It is warm and nice in spring. He likes spring holidays. We have a nice holiday in spring. It is Victory Day. Victory Day is on the ninth of May. People go to the streets on this day. They sing and dance.

4. Say what you do on Victory Day.

5. Write.

Victory Day is on

§ 33

1. Read the dialogue and act it out.

May I open the window?
Please, don't.



2. Ask and answer the questions.



3. Say to your friends about your farm.
4. Say what you do on the farm.
5. In summer you go to the mountains with your elder brother. Say what you do there.
6. Your friend goes to his granny in summer. Say what he does there.

2 1. Listen and read.

Lake, the Issyk-Kul lake, swim, beautiful, water. We have many lakes in Kyrgyzstan. The **Issyk-Kul** lake is very big. The lake is nice. The **water** in the lake is warm. The lake is **beautiful**. We can **swim** in the lake. Can you swim? Yes, I can. (No, I can't). Is the water warm in the lake? Yes, it is. (No, it is not). It is cool today. The water in the lake is cool today.

2. Read.

This is a lake. This is the Issyk-Kul lake.

Is the Issyk-Kul lake big? Yes, it is.

Is the Issyk-Kul lake small? No, it isn't. The lake is very big.

3. Read.

The **water** is warm in the lake.

Is the water warm in the lake? Yes, it is.

Is the water cold? No, it isn't.

Is the water in the lake warm or cold? It is warm.

4. Read.

It is a **beautiful** lake. The lake is very beautiful. Is it beautiful? Yes, it is. These trees are very beautiful. Are they beautiful? Yes, they are. Is it a beautiful picture? No, it isn't.

5. Read.

Can you swim? Yes, I can. Do you swim well? Yes, I do. Does your brother swim well? Yes, he does.

Do you swim in the Issyk-Kul lake in summer? Yes, I do. Do you swim in the Issyk-Kul lake in winter? No, I don't. The water is cold in winter. But some people swim in the lake in winter, too.

6. Answer the questions.

- 1) Do you go to the Issyk-Kul lake in summer?
- 2) Who lives at the Issyk-Kul lake?
- 3) Do you like the Issyk-Kul lake?
- 4) Is it a beautiful lake?
- 5) Do you swim in the lake in summer?
- 6) Can you swim well?
- 7) Is the water warm in the lake?
- 8) Does your friend swim well?
- 9) Does your father swim well?
- 10) Does he swim much in summer?
- 11) Can your sister (brother) swim well?
- 12) Can your mother swim?

7. Write.

The Issyk-Kul ... is very The ... in the lake is warm.
I ... much in the lake in

- 3 1. Read and ask questions.

THE ISSYK-KUL LAKE

Every summer many children go to the Issyk-Kul lake. It is very nice. The lake is very beautiful. The water is blue. You can see mountains around (айланасында) the blue lake. The mountains are white with snow. They are white with snow in winter and in summer, too. It is a nice picture to look at. The Issyk-Kul is a large lake. The water of the lake is warm in summer and in winter, too. That is why (ошондуктан) it is so warm in summer and in winter, too. That is why it has such a (ушундай) name. The Issyk-Kul means (билдирет) hot lake in Kyrgyz.

Children go to Cholpon-Ata in summer. They like the lake. They swim and play in the warm water.

Bukesh goes to Cholpon-Ata every summer. Her granny lives there. Bukesh swims in the lake. She plays with her friends there. She has a good time at the Issyk-Kul lake in summer.

2. Answer the questions on the text.

- 1) Where do children go in summer?
- 2) Is the lake nice?
- 3) Is the water blue in the Issyk-Kul lake?
- 4) What can you see around the lake?
- 5) Are the mountains white with snow?
- 6) Are the mountains white with snow in summer, too?
- 7) Is it a nice picture?
- 8) Is the water in the lake warm?
- 9) What do the children do at the lake?
- 10) Do the children play in the warm water?

11) Can they swim well?

12) Does Bukesh go to the Issyk-Kul lake every summer?

3. It is lake. You are at the Issyk-Kul lake. Say what you do at the

4. Listen, read with the teacher and learn by heart.

Row, row, row your boat.
Gently down the stream.
Merrily, merrily, merrily,
merrily.
Life is but a dream.
Row, row, row your boat,
Gently down the brook.
If you catch a little fish,
Let it off the hook.



4 1. Read.

We have many nice lakes in Kyrgyzstan. They are small and big. They are in the mountains. The lakes are very beautiful. The Issyk-Kul lake is very big. The Sary-Chelek lake is small, but it is beautiful, too.

2. Answer the questions.

1) What lakes do you know in Kyrgyzstan?

2) Are they small or big?

3) Are they beautiful?

4) What can you say about the lakes in Kyrgyzstan?

3. Answer the questions.

1) Do you swim in summer?

2) Do you swim in autumn?

3) Do you swim in winter?

4) Do you swim in spring?

5) When do you swim?

6) Where do you swim?

7) Do you swim well?

1. Read the dialogue and act it out.



A. Be so kind as to give me a box of sweets.

B. Here you are.

A. Thank you.

2. Look and say.



3. Read and ask questions on the text.

IN SUMMER

Mike has a granny. His granny lives on a farm. Mike lives with his granny in summer. He does not go to school in summer. He gets up at six o'clock every day. Mike does not wash. After breakfast his granny cleans the dishes. Mike helps his granny. After that they go to the garden and work there. Mike helps his granny in her work in the garden. He likes this work.

When the work is over, Mike has a rest. He goes to

the lake. He swims and plays there. The water is warm. Mike swims much. He swims well. He goes to the lake in the evening, too. The water in the lake is warm in the evening, too.

4. Answer the questions.

1) Where do you go in summer?

2) Do you go to the Issyk-Kul lake or to Jalal-Abad in summer?

3) Do you like the place you come to?

4) Say what you do in summer.

5. It is summer. You have your summer holidays. You go Say who goes with you, what the weather is and how you like it.

2 1. Look and say what you see in the picture.



2. Listen and read.

Go by, go by bus, go by plane, go by car, go by train,
travel, far, usually, from, holidays.

3. Read.

In summer we do not go to school. We don't study at school. We have our **holidays**. And we can go to see our friends. We can **travel**. We can go to Moscow or to Tashkent, to the Issyk-Kul lake or to Jalal-Abad.

Do you travel in summer? Yes, we do.

Does your father travel in summer? Yes, he does. He has his holidays in summer, too.

4. Read.

We can travel **by bus, by plane, by train or by car**.

Where can we go by bus?

We can go by bus to Tokmok, to Kant. We can go by bus to Osh. We can go by bus to Cholpon-Ata.

Where can you go by plane?

We can go by plane to Moscow and Petersburg. We can go by plane to Jalal-Abad and Osh.

Where can you go by train?

We can go by train to Moscow or Kiev, to Jalal-Abad or Tashkent.

Can you go by train to Karakol?

No, we can't. We can go there by bus or by plane.

5. Read.

Is Karakol **far from** the Issyk-Kul lake? No, it is not. Is Osh far from Bishkek? Yes, it is. Osh is far from Bishkek. Do you usually go to Osh by plane or by bus?

Usually go there by plane.

When do you usually travel? We usually travel in summer.

6. Answer the questions.

1) Where does your granny live?

- 2) Do you go to your granny in summer?
- 3) Where do you usually go in summer?
- 4) Do you go there by plane or by train?
- 5) Do you go there by bus or by car?

3 1. Read.

In summer we travel. Many people go to Jalal-Abad. They have a rest there. People can go there by bus, by train or by plane. Some people go to Osh or Tashkent. They can go there by train or by plane.

2. Read.

The weather is fine in summer in Osh and Jalal-Abad. It is hot there in summer. Many people like hot weather. Every summer Bukesh goes to Jalal-Abad. She goes there with her family. She has a granny there, too. She goes to see her friends. She has a good time in Jalal-Abad. She has a good rest there.

3. Read and ask questions on the text.

Some people do like hot weather. They go to the Issyk-Kul lake or to Karakol in summer. Summer is hot there. The weather is fine. You can go to the Issyk-Kul lake by bus or by plane. You can go to Karakol by plane or by bus.

Jumash goes to Karakol every summer. He likes this town. It is small and green. You can have a good rest there. Karakol is not far from the Issyk-Kul lake. Jumash goes there with his family. He has friends there. He plays football with his friends. They go by bus to the lake and swim there. They have a good rest in summer.

4. Write.

My granny lives in I go there in summer. I usually go there by I have ... there.

- 4 1. Look and say.



2. Read.

In summer you can go to Moscow, to Tashkent or Peterburg. You can go there by train or by plane. You cannot go to Moscow or Petersburg by bus. It is far from Kyrgyzstan. But you can go by bus to Tashkent, Osh and Jalal-Abad. People like to travel in summer. They usually travel much in summer.

3. It is summer. Say about your travel to Jalal-Abad.
4. Your friend goes to Osh every summer. Say about his travel there.

§ 35

- 1 1. When we want to ask somebody to do something, we usually begin with the words:

Please...

Will you ...

Will you, please ...

Be so kind as to ...

May I ask you to ...

Possible answers are:

Certainly.

Of course.

Sure.

Here you are.

With pleasure.

But when we want somebody not to do something, we say:


Don't!

Please don't.

2. Look and listen to the teacher's story.



3. Look and say what you see in the picture.



4. Answer the questions.

- 1) Is your school good?
- 2) Do you like it?
- 3) Are the classrooms good?
- 4) Is your classroom good?
- 5) How many windows has it?
- 6) How many desks can you see in your classroom?
- 7) Who sits at the table?
- 8) Who sits at the desks?
- 9) Who cleans the desks and the blackboard in the morning?
- 10) Do you study well?
- 11) Do you like your school?
- 12) Do you like your school friends?

5. Read and ask questions.

Every day I get up at a quarter to seven. My sister gets up at a quarter to seven, too. We wash and dress. I put on my brown dress. My sister puts on her white blouse and blue skirt. We put on our brown shoes. We have our breakfast. Our brother Bolot gets up late. He gets up at half past seven. He washes and dresses. He puts on a white

shirt and blue trousers and black shoes. He has no time for breakfast. We go to school at eight o'clock.

I am on duty today. I must clean the classroom. I come to the classroom and open the windows. I clean the black-board. I clean the teacher's table and desks. The classroom is clean. It is half past eight. The children come in. They sit down at their desks. The pupils stand up and say, «Good morning, teacher!» Our lesson begins. We speak Kyrgyz, Russian and English at school. We read and write at our lessons. We listen to our teacher. School is over at one or two o'clock and we go home.

- 2 1. Look and listen to the teacher's story.



2. Look and say what you see in the picture.



3. Answer the questions.

- 1) Have you many sheep on your farm?
- 2) Have you many horses on your farm?
- 3) Have you camels on your farm?
- 4) Have you many cows on your farm?
- 5) Have you a milk-farm?
- 6) Is the milk-farm good and clean?
- 7) Have you tractors, lorries and cars on your farm?

- 8) Have you good houses on your farm?
- 9) Have you nice gardens on your farm?
- 10) Do you like your farm? Is it good?

4. Read and ask questions.

Our family lives on a farm. We are five in the family: my father, my mother, my sister, my brother and I. My sister's name is Burul. My brother's name is Beck. My name is Bukesh. I am in the fourth form. My brother is in the sixth form. My sister is in the second form.

After school we have our dinner. Mother gets the dinner ready for the family. After dinner we help mother. We wash up the dishes after dinner. My sister cleans the room. My brother goes to the farm and helps our father there.

At four o'clock we sit down at the table and do our lessons. In the evening we play in the yard or go to the garden and play there.

3

1. Answer the questions.

- 1) What weather do we have in spring?
- 2) What weather do we have in summer?
- 3) What weather do we have in autumn?
- 4) What weather do we have in winter?
- 5) Do you like the weather in spring (summer, autumn, winter)?
- 6) When are the trees green?
- 7) When are the trees red and brown?
- 8) When do you see many flowers in the streets, gardens and fields?
- 9) When are the days long?
- 10) When are they short?
- 11) When is the weather hot?
- 12) When is the weather cold?

- 13) When do we have cold rains?
- 14) When does it snow?
- 15) What are the days of the week?
- 16) What are the seasons of the year?
- 17) What are the months of the year?

2. Read and ask questions.

LITTLE DAN

Winter comes. Dan can ski (лыжа тебүү) and skate (коньки тебүү). He skates and skis well. He skates and skis much, too. He says, «I like winter. I don't like spring or summer.» Spring comes. Little Dan runs and plays in the garden. He has a small white dog. Dan likes his dog. Dan runs and plays with his dog all the days. He says, «I like spring. I don't like winter or summer.» Summer comes. Dan can swim much. He swims much. He swims all the days. He says, «I like summer. I can swim in summer. I don't like winter or spring. I can't swim in winter or spring».

3. What does Dan like? Can you say? And what do you like? Spring? Summer? Autumn? Or winter?

- 4 1. Look and listen to the teachers story.



2. Answer the questions.

- 1) Where do you usually go in summer?
- 2) Do you go there by plane, by train or by bus?
- 3) Who lives there?
- 4) Have you friends there?
- 5) Is the weather hot or warm?
- 6) Do you like the weather?
- 7) Do you like the place?
- 8) Do you have a good rest there?

3. Read and ask questions.

In summer my father, my mother and I go to Jalal-Abad. We have friends there. We go to see our friends. We like the hot weather in summer. We go there by train. I have many friends in the town. We play all the days. We go to the mountains. I have a good rest in Jalal-Abad. My father and mother have a good rest there, too.

4. Say where you go in summer.
5. Say where your father and mother go in summer.
6. Say where your friend has his rest in summer.

КЛАССТАН ТЫШКАРКЫ ОКУУ

I ЧЕЙРЕК *

§ 5

1. Баш катырма.

«Е» тамгасы ортосунда жазылган 3 сөздү эстегиле.

	e	
	e	
	e	

2. Баш катырма.

Бардык сөздөр окшош аяктайт. Алар кайсы сөздөр?

	e		
		e	
			e

§ 6

1. Баш катырма.

Бул сөздөрдүн экинчи жана төртүнчү тамгалары окшош, алар кайсы сөздөр?

	a	e
	a	e
	a	e
	a	e

2. Чайнворд.

К  **е**

Чайнворд – бул сөздөрдүн тизмеси. Анда биринчи сөздүн акыркы тамгасы бир эле мезгилде кийинки сөздүн биринчи тамгасы болуп эсептелет.

Сүрөттө тартылган буюмдардын аттарын чайнвордго жазгыла.



§ 7

1. Баш катырма.

«i» тамгасы ортосунда жазылган 4 сөз дү эстегиле.



2. Ребус.

Бул топтун өңү кандай?



§ 8


1. Баш катырма.

Ортосунда «o» тамгасы бар 4 сөздү эстегиле.



2. Баш катырма.

«S» менен башталган сөздөрдү эстегиле.



§ 9

1. Баш катырма.

«B» менен башталган сөздөрдү эстегиле.



2. Чайнворд.

Сүрөттө көрсөтүлгөн нерселердин аттарын чайнвордго жазгыла.



3. Кроссворд.

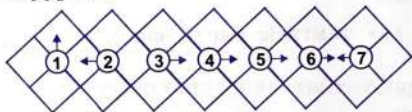


§ 10

1. Кроссворд.

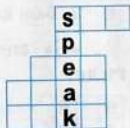
Саат жебесинин жылышы боюнча англисче төрт тамгадан турган сөздөрдү жазгыла. Сөздөрдүн башталышы стрелка менен көрсөтүлгөн.

1. Желек. 2. Лампа. 3. Ат. 4. Тогуз. 5. Ырдоо. 6. Парта. 7. Куурчак.



2. Баш катырма.

Жетишпеген тамгаларды киргизип туурасынан төрт этиш окугула.



§ 11

1. Баш катырма.

4 сөздү тапкыла.



2. Кроссворд. Шарттарын жогорудагы 1-кроссворддон карагыла.


1. Көп. 2. Секирип түшүү. 3. Лампа. 4. Окуу. 5. Дарак. 6. Жактыруу. 7. Ырдоо. 8. Желек.



§ 12


1. Кроссворд.

Сүрөттө тартылган нерселердин аттарын туурасынан жазгыла. Айырмаланган клеткадагы тамгалар кайсы сөздү түздү?



2. Чайнворд.

Сүрөттө тартылган нерселердин аттарын чайнвордго жазгыла.



§ 13

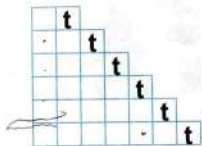
1. Чайнворд «В».

Сүрөттө тартылган нерселердин аттарын чайнвордго жазгыла.



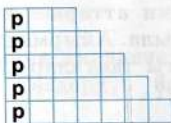
2. Баш катырма.

«Т» тамгасы менен бүткөн сөздөрдү эстегиле.



3. Баш катырма.

«Р» менен башталган сөздөрдү эстегиле.



§ 14


Ребустарды жандыргыла.

a) sm ' 

b) b  wn

c) g '  'd

d) "   k

e) w ^h _x 2 ^t _z 4 

f)  "  "  " 


§ 15

1. Ребус.



2. Кроссворд.

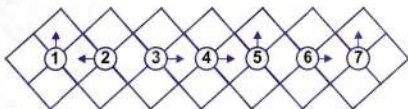
Тик катарларга англисче 10 сын атооч сөздү жазгыла.



§ 16

1. Кроссворд.

1. Көк. 2. Кара. 3. Көрсөт. 4. Парта. 5. Жакшы.
6. Бөлмө. 7. Силердики.



2. Ребус.



III ЧЕЙРЕК

§ 17


Chainword «W».

1. Терезе.
2. Эмне.
3. Эки.
4. Биздин.
5. Белмө.
6. Москва.
7. Жакшы.
8. Козу.
9. Күрөң.



§ 18

1. Chainword.



2. Chainword «O».

Чайнворддогу сөздөрдүн жетишпеген тамгаларын койгула. Сөздөрдү туура тандап алууга силерге сүрөттөр жардам берет.



§ 19

Read and learn.

I see a big black cat,
Big black cat,
Big black cat.
What a big black cat!
What a cat! What a cat!



				e	r
				e	r
				e	r
				e	r
				e	r
				e	r

§ 20

Read.

MUMBO



This is an elephant. Her name is Mumbo. That is a boy. His name is Bob. Bob and Mumbo live in India. They are friends. When Bob gets on (чыгат) Mumbo's back (артка), Mumbo helps Bob with her trunk (тумшугу). When Bob gets down (түшөт), Mumbo helps Bob, too. She lowers (ылдый кылат) her head (баш) and Bob slides (сыйгаланып түшөт) down the trunk. Bob likes it. Mumbo works much. When Mumbo works, Bob is on her back. He helps Mumbo.

§ 21

Read the rhyme and learn it by heart.

I like dogs,
All dogs
Big dogs
And small dogs.

But I like best (эң)
As you can see,
The dog who
Likes to play with me.



§ 22

Read.

BETTY AND GRANNY



Betty has a father, a mother, a granny and a brother. They live in a big house. Father and mother work. Her father works at a factory. His work begins at 8 and is over

at 5. He goes to the factory in the morning and comes home in the evening. Her mother works at school. Her work begins in the morning and is over in the afternoon. Her mother goes to her work in the morning and comes home in the afternoon. Betty's brother Tom goes to school. Tom goes to school in the morning and comes home in the afternoon. He goes to school six days a week. Tom studies well. He likes his school. He likes his teachers. Betty and granny stay (калат) at home. Granny works about the house. Betty plays. She has a big red-and-green ball and three dolls. She likes her dolls and she likes her ball. Betty plays with her dolls all day. Betty likes granny. And granny likes Betty.

§ 23

1. A riddle.

WHAT ARE THEY?

We have friends,
They cannot play
And cannot see,

But they are good
To you and me.

2. Read.

BOOKS

Anara likes books. She reads much. Every day after school she takes a book, sits down at her desk and reads. One day two girls, Burul and Aigul, come to Anara. Burul says, «Let us (келгиле) go to the garden today». I must stay with my friends.»

«What friends?» asks Aigul, «Where are your friends? I don't see your friends.»

«I have many good friends,» Anara says. «Look at my bookcase and you can see there my friends.» And Anara says, «... .» What does Anara say?

§ 24

1. A puzzle.



2. Read and learn by heart.

LITTLE ANN

When little Ann
Goes out to tea,
She washes her hands
As you can see.

§ 25

1. Guess a riddle.

It can't run, but it can jump,
It is black, or white, or blue, or red,
It goes to the garden with us (биз менен),
It comes home with us,
But it doesn't have dinner with us.

2. Crossword.

1. Карындаш, эже.
2. Угуу.
3. Түшкү тамак.



§ 26

Rebus. Ребусту жандырып, макалды окуй аласыңар. Ага окшош кыргызча макал тапкыла.



IV ЧЕЙРЕК

§ 27

Read and guess.

Of all days that's in the week
I dearly love (сүйүү) but one day
And that's the day that comes between (арасында)
A Saturday and Monday!

§ 28

Crossword.

Туурасынан: 1. Жай. 3. Карандаш. 5. Күн. 6. Жактыруу. 8. Андан. 9. Сөз. 10. Тийиштүү. 12. Ит. 14. Кыш. 15. Кичинекей.

Тигинен: 1. Мектеп. 2. Окуу. 3. Ойноо. 4. Англиянын борбору. 7. Аяктоо. 8. Баланын аты. 9. Терезе. 11. Он эки. 12. Эшик. 13. Кыз.



§ 29

A puzzle.

Белгилүү сөздөр келип чыгышы үчүн, бош жерлерге тамгаларды жазгыла.



2. Crossword.



1. Жамгыр. 2. Кар. 3. Жылуу. 4. Бөлмө. 5. Салкын,
6. Суук. 7. Жакшынакай. 8. Ачык.

§ 30

1. Read.



THE CLOUDS (булуттар)

White sheep, white sheep
On a blue hill (дөбө),
When the wind (шамал) stops
You stand still.

You walk far away (алыс баруу)
When the winds blow (coruy).
White sheep, white sheep,
Where do you go?

2. Read a joke (тамаша).


A boy: The cow eats (жешет) grass. And the grass is green. But why (эмне үчүн) is the milk white? I must ask, Father.

§ 31

1. Read and learn by heart.

Today, today is the First of May!
On this happy day in May
Little children dance and play.
Dance and play!

2. A puzzle.



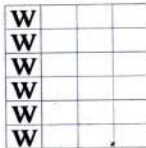
3. Rebus.

6 L '5



§ 32

1. A puzzle.



2. Read the text.

SONS

Three women stand near the well. An old man sits near the well, too.

One woman says, «My son is strong. He can run and jump well.»

The second woman says, «My son can sing well.»

The third woman doesn't say a word.

The three women take their pails with water and go home.

The old man goes with the women, too.

Three boys come. One boy jumps and runs. The women look at the boy and like him very much. The second boy sings very well.

The women listen to him, they like him, too.

But the third boy comes to his mother, takes her pails and helps her to bring water home. The women ask the old man, «How do you like our sons?»

The old man answers, «Where are your sons? I see only one son.»

son - уул
woman - аял
women - аялдар
old man - чал
near - жакын жерде

well - кудук
strong - күчтүү (иши)
pail - челек
word - сөз

§ 33

1. Read and learn by heart.

STOP! LOOK!

Buses and cars in the town
Run up and down, up and down! (тияк-биякка)
Stop! Look at the light
First look at the left (солго),
And then to the right (оңго).

2. Read and learn by heart.

Two little boys,
Johny and Sam,
Sit down to have
Some tea with jam.

§ 34

Puzzle.

L			e
L			e
L			e

THE WORDS YOU KNOW

A

absent – жок болуу
about – жөнүндө
after – кийин
afternoon – түштөн кийинки
убакыт
in the afternoon – күндүз
am – байланыш этиш (1-жак
үчүн)
and – жана
answer – жооп берүү
April – апрель
are – байланыш этиш (2-жак,
көптүк сан үчүн)
ask – суроо, сурануу
at – жанында
August – август
autumn – күз ✓

B

bag – сумка
ball – топ
beautiful – сулуу, кооз
bed – керебет
go to bed – уйкуга кетүү
begin – баштоо
big – чоң
black – кара
blackboard – класстык доска
blouse – көйнөк

blue – көк
book – китеп
bookcase – китеп шкафы
boy – бала
bread – нан
breakfast – эртең мененки тамак
bring – алып келүү
brother – бир тууган
brown – күрөң

bus – автобус
butter – май
buy – сатып алуу

C

cake – торт, пирожное
camel – төө, нар
can – бир нерсени иштөө күчү,
акылы жете турганы
cap – кепка
car – жеңил машина
cat – мышык
chair – отургуч
children – балдар
classroom – класс бөлмөсү
clean – таза, тазалоо
close – жабуу
cold – суук
come – келүү
come in – кирүү

compare - салыштыруу
cool - салкын
copy-book - дептер
cotton - пахта
count - санао
cow - уй

D

dance - бийлөө
day - күн
December - декабрь
describe - сүрөттөө
desk - парта
dinner - түшкү тамак
dishes - идиш-аяк
do - жасоо
doctor - доктор
dog - ит
doll - куурчак
door - эшик
dress - көйнөк, кийинүү
on duty - дежур болуу

E

eight - сегиз
eighteen - он сегиз
eleven - он бир
English - англис (тили)
evening - кечкурун, кеч
in the evening - кечинде
every - ар бир

F

February - февраль
factory - фабрика

family - үй-бүлө
far - алыс, ыраак
farm - ферма
farmer - фермер
father - ата
flag - желек
flower - гүл
field - талаа ✓
-fifteen - он беш
fine - жакшынакай
first - биринчи
five - беш
football - футбол ✓
for - үчүн
-form - класс
four - төрт
fourteen - он төрт
Friday - жума
friend - дос
from - дан (чыгыш жөндөмө)

G

garden - бак
gay - кубанычтуу, көңүлдүү
get ready - бышыруу
get up - (төшөктөн) туруу
girl - кыз +
good - жакшы
good-bye - кош болуңуз
good morning - куттуу шашке
go - баруу
go by - самолёт, поезд менен
жүрүү
go to bed - уйкуга кетүү

go to see – алын билүүгө баруу
granny – чоң эне, таене
grass – чөп
graze – ототуу
green – жашыл
grey – боз
grow – өсүү

Н

half – жарым ✓
hand – кол (беш манжа)
happy – бактылуу, таалайлуу
hat – шляпа
have – менде бар
have on – кийимчен болуу
he – ал (эркек)
help – жардам берүү
her – анын, аны (аялга таандык)
his – анын (эркекке таандык)
hockey – хоккей
holiday – майрам
holidays – каникул
home – үй
horse – ат, жылкы
hot – ысык
house – үй, имарат, там
how many – канча
how old – жашың канчада

И

I – мен ✓
in – га, да, ичинде
is – байланыш этиш (3-жак үчүн)
it – ал

Ј

January – январь
July – июль
jump – секирүү
June – июнь

К

Kyrgyz – кыргыз, кыргызча
know – билүү

Л

lake – көл
lamb – козу
lamp – лампа
late – кечки
laugh – күлүү
learn – үйрөнүү
letter – тамга
lesson – сабак
like – жактыруу, жагуу
listen – угуу
little – кичинекей ✓
live – жашоо
long – узун
long live – жашасын
look – кароо
look after – көз салуу, байкоо
loggy – жүк ташуучу машина

М

many – көп
map – географиялык карта
March – март
may – мүмкүнчүлүк бар, урук-сат алуу

May - май
milk - сүт
milk-farm - сүт фермасы
minute - минут
Monday - дүйшөмбү
month - ай
morning - эртең мененки убакыт
in the morning - эртең менен
mother - эне
mountain - тоо
much - көп
must - тийиштүү болуу, керек
my - менин ✓
me - мага

N

name - аты
nice - жакшынакай
nine - тогуз
nineteen - он тогуз
no - эмес, жок
not - жок, эмес,
November - ноябрь

O

o'clock - саат (5, 6)
October - октябрь
of - (таандыкты билгизет)
often - тез-тез
on - үстүндө
one - бир
open - ачуу
or - же
our - биздики
is (are) over - бүтүү

P

past - кийин
peasant - дыйкан
place - жер
plane - самолёт
play - ойноо
playground - спорт аянтчасы
pen - калем уч
pencil - карандаш
people - эл
picture - сүрөт
pupil - окуучу
put - коюу, коюп коюу
put on - кийүү, кийинүү

Q

quarter - төрттүн бир бөлүгү
question - суроо

R

read - окуу
red - кызыл
rain - жамгыр
rest - дем алыш
room - бөлмө
rose - роза гүлү
run - чуркоо
Russian - орус (ча)

S

salt - туз
Saturday - ишемби
say - айтуу
school - мектеп
season - мезгил

second - экинчи ✓
see - көрүү ✓
September - сентябрь
seven - жети
seventeen - он жети ✓
she - ал (кыз, аял)
sheep - кой
shepherd - койчу, чабан
shoe - бут кийим
shop - дүкөн
short - кыска
show - көрсөтүү
sing - ырдоо
sister - эже, синди ✓
sit - отуруу
sit down - отуруу
sit still - тынч отуруу
six - алты ✓
sixteen - он алты
shirt - эркектин көйнөгү
skirt - юбка
slogan - ураан
small - кичине ✓
snow - кар (кар жаайт)
some - бир аз
speak - сүйлөө
spring - жаз
stand - туруу
stand up - өйдө туруу
stop - токтоо
story - жомок
street - көчө
student - студент
study - үйрөнүү

sugar - кумшекер
sugar-beet - кызылча
summer - жай
Sunday - жекшемби
supper - кечки тамак
swim - сүзүү

T

table - стол
take - алуу
tea - чай
teacher - мугалим
their - алардын
ten - он
tennis - теннис ✓
that - тигил
the - (белгилүү артикль)
there - тигинде, тиги жерде
these - булар ✓
they - алар
third - үчүнчү
thirteen - он үч
thirty - отуз
this - бул ✓
those - тигилер
three - үч
time - убакыт
to - көздөй, карай
today - бүгүн
too - дагы, өтө
town - шаар
tractor - трактор
train - поезд
travel - саякат кылуу

tree - дарак
trousers - шым
Tuesday - шейшемби
Thursday - бейшемби
twelve - он эки
twenty - жыйырма
two - эки

U
usually - ар дайым

V
very - эн
Victory Day - жениш күнү
village - кыштак, айыл

W
warm - жылуу
wash up - жуу
water (v) - сугаруу
water (n) - суу
we - биз
weather - аба ырайы
Wednesday - шаршемби
weed - отоо

week - жума
week-end - жуманын аягы
well - мейли
window - терезе
winter - кыш
with - менен
work - иштөө, иш
worker - жумушчу
what - эмне, кандай
when - качан
where - каякка, кайда
white - ак
who - ким
write - жазуу
wrong - туура эмес

Y
yard - короо
year - жыл
years old - жашта
yellow - сары
yes - оба
you - сен, сиз, силер, сиздер
your - сеники, сиздики
yourself - өзүнөр

РЕБУС, ЧАЙНВОРД, КРОССВОРД ЖАНА ТАБЫШМАКТАРДЫН ЖООПТОРУ

- § 5. 1. Баш катырма: pen, red, ten.
2. Баш катырма: he, see, Pete.
- § 6. 1. Баш катырма: take, name, Jane, Kate.
2. Чайнворд: map - pen - Ned - desk - Kate.
- § 7. 1. Баш катырма: his, sit, six, big.
2. Ребус: green, red.
- § 8. 1. Баш катырма: not, dog, boy, you.
2. Баш катырма: she, sit, six.
- § 9. 1. Баш катырма: boy, bag, bad, big.
2. Чайнворд: sheep - pen - Ned - door - rose.
seven - Nell - lamp - plane.
3. Кроссворд: green.
- § 10. 1. Кроссворд: flag, lamp, name, nine, sing, desk, doll.
2. Баш катырма: sit, see, read, take (like).
- § 11. 1. Баш катырма: do, to, go, no.
2. Кроссворд.
- § 12. 1. Кроссворд: doll, Pete, rose, book.
2. Чайнворд.
- § 13. 1. Чайнворд «B»: blackboard - desks - street - table - eight.
2. Баш катырма: it (at), cat (sit), what, eight, street, student.
3. Баш катырма: pen, play, place, pencil, picture.
- § 14. 1. Ребустар: a) small, b) brown, c) good, d) black, e) white, f) blue.
- § 15. 1. Ребус: ball.
2. Кроссворд: brown, blue, small, nice, black, big, yellow, bad, red, good.
- § 16. 1. Кроссворд: blue, look, show, desk, good, room, your.
2. Ребус: I can play football.
- § 17. Chainword «W»: window - what - two - our - room - Moscow - well - lamb - brown.
- § 18. 1. Chainword: farm - map - playground - doll - lamp - pioneer - rose.
2. Chainword: «O» one - eight - tennis - school - lorry - yellow - who - our - room - map - pen - no.
- § 19. 1. Кроссворд: father, mother, sister, worker, farmer, member.
- § 24. 1. Puzzle: boy, ball, black, blouse, brother, bookcase, break-fast, blackboard.
- § 25. Кроссворд.
- § 26. Rebus: One for all and all for one.
- § 27. Riddle: Sunday.

§ 28. Crossword.

Туурасынан: 1. summer, 3. pencil, 5. day, 6. like, 8. then,
9. word, 10. must, 12. dog, 14. winter, 15. little.

Тигинен: 1. school, 2. read, 3. play, 4. London, 7. end, 8. Tom,
9. window, 11. twelve, 12. door, 13. girl.

§ 29. 1. Puzzle: three, their, third.

2. Crossword: 1. rain, 2. snow, 3. warm, 4. room, 5. cool, 6. cold,
7. nice, 8. open.

§ 31. 2. Puzzle: m, may, many.

3. Rebus: «Long Live May Day!»

§ 32. 1. Puzzle: well, work, what, week, when, weed.

§ 33. Puzzle: like, lake, live.

§ 34. Puzzle.

М А З М У Н У

I ЧЕЙРЕК		\$ 21	113
Оозеки курс	3	\$ 22	119
\$ 1	3	\$ 23	125
\$ 2	5	\$ 24	132
\$ 3	7	\$ 25	138
\$ 4	10	\$ 26	145
Негизги курс		IV ЧЕЙРЕК	
\$ 5	13	\$ 27.....	151
\$ 6	18	\$ 28	156
\$ 7	24	\$ 29	162
\$ 8	31	\$ 30	169
\$ 9	39	\$ 31	174
II ЧЕЙРЕК		\$ 32	180
\$ 10	45	\$ 33.....	185
\$ 11	49	\$ 34	190
\$ 12	54	\$ 35	194
\$ 13	60	Класстан тышкаркы окуу	200
\$ 14	67	I чейрек	200
\$ 15	74	II чейрек	202
\$ 16	81	III чейрек	206
III ЧЕЙРЕК		IV чейрек	211
\$ 17	87	Англисче-кыргызча сөздүк	215
\$ 18	94	Ребус, чайнворд, кроссворд	
\$ 19	99	жана табышмактардын	
\$ 20	106	жооптору.....	221

